

COFFEE CLASSICS



McKenna Ryan



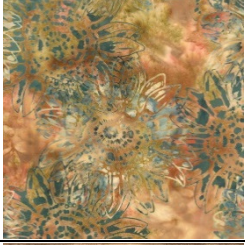




Please refer to individual pattern and photo on pattern cover as a guide.

We strongly suggest you thoroughly read the Materials Needed List on the pattern before cutting to familiarize yourself with the fabrics and pattern as well as checking our website **www.pineneedles.com** for any corrections that may have been issued to the pattern or the fabric list.



Table of Contents

Block 1	Just Coffee	Page 3
Block 2	Warm Up	Page 5
Block 3	A Fresh Cup	Page 7
Block 4	Four Big Shots	Page 10


COF01 - Just Coffee

Swatch	SKU	Placement	Single Quilt
	MR1-66 Autumn	Backgrounds A and C	¼ yard or 6¾" x 21" piece
	MR7-31 Emerald	Background B	¼ yard or 6" x 9½" piece
	MR1-384 Mimosa	Background D	⅓ yard or 3½" x 6" piece
	1895-179 Toast	Background E; Lettering	⅓ yard or 4½" x 21" piece
	839-112 Dawn	Cups 1, 3, 5, 9, 11, 16 and 19; Saucer 14	⅓ yard
	1895-500 Gardenia	Highlights 2, 6, 8, 13, 18, 21 and 22	⅓ yard or 4½" x 5" piece
	MR5-116 Harvest	Lowlights 4, 7, 10, 12, 15, 17, 20 and 23	⅓ yard or 4½" x 6" piece







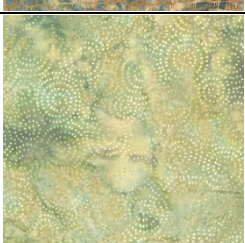
COF01 - Just Coffee

Swatch	SKU	Placement	Single Quilt
	MR10-70 Lavender	Appliqué Squares	½ yard or 3" x 3" piece
	MR10-536 Aquarius	Swirl	½ yard or 2½" x 6" piece




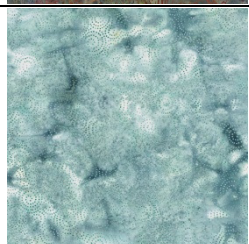
COF01 - Just Coffee - Binding and Backing

Swatch	SKU	Placement	Single Quilt
	MR1-384 Mimosa	Binding and Backing	¾ yard


COF02 - Warm Up

Swatch	SKU	Placement	Single Quilt
	MR1-66 Autumn	Background A	$\frac{1}{8}$ yard or 2 $\frac{1}{2}$ " x 6" piece
	MR7-D12 Dusty Pink	Background B and C; Steam 2 and 3	$\frac{1}{8}$ yard or 3 $\frac{1}{2}$ " x 21" piece
	MR10-70 Lavender	Background D, E, F, G and L	$\frac{1}{8}$ yard or 3 $\frac{1}{2}$ " x WOF
	MR1-384 Mimosa	Background H	$\frac{1}{4}$ yard or 5 $\frac{3}{4}$ " x 7 $\frac{3}{4}$ " piece
	MR7-31 Emerald	Background I and J	$\frac{1}{8}$ yard or 3 $\frac{1}{2}$ " x 15" piece
	MR8-384 Mimosa	Background K	$\frac{1}{8}$ yard or 3 $\frac{1}{2}$ " x 12" piece
	MR7-106 Celery	Appliqué Squares	$\frac{1}{8}$ yard or 2" x 3" piece








COF02 - Warm Up

Swatch	SKU	Placement	Single Quilt
	839-112 Dawn	Cup, Cup Interior 11; Cup Handle; Saucer; Teapot; Teapot Handle; Spout; Lid	¼ yard or 7" x 14" piece
	1895-500 Gardenia	Highlights 1, 2, 7, 8, 9, 12, 15 and 17	⅓ yard or 4" x 7" piece
	MR5-116 Harvest	Lowlights 3 through 6, 10, 13, 14 and 16	⅓ yard or 4" x 7" piece
	MR7-402 Sea Glass	Steam 1	⅓ yard or 3" x 5" piece

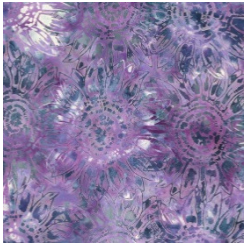


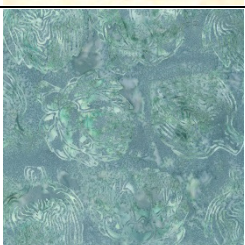



COF02 - Warm Up - Binding and Backing

Swatch	SKU	Placement	Single Quilt
	MR10-70 Lavender	Binding and Backing	⅓ yard


COF03 - A Fresh Cup

Swatch	SKU	Placement	Single Quilt
	MR7-106 Celery	Background A, C, E, F and H	¼ yard or 3½" x 21" piece
	MR7-31 Emerald	Background B and D	¼ yard or 2" x 7" piece
	MR9-581 Bluegrass	Background G	¼ yard or 4½" x 10½" piece
	MR8-384 Mimosa	Background I	¼ yard or 3½" x 11½" piece
	MR10-536 Aquarius	Background J; Bottle; Bottle Inside 2	¼ yard or 9" x 15" piece
	MR10-70 Lavender	Background K; Bottle Lowlights 3, 4, 7, 9, 12, 14 and 15	¼ yard or 5½" x 14" piece
	1895-303 Frog	Stems and Leaves A through F	¼ yard or 6" x 21" piece


COF03 - A Fresh Cup

Swatch	SKU	Placement	Single Quilt
	MR1-330 Crystal	Flowers 1 through 26	1/8 yard or 4 1/2" x 7" piece
	839-112 Dawn	Cup; Cup Shadows 18 and 19; Saucer; Saucer Center 16	1/8 yard or 4 1/2" x 10" piece
	1895-500 Gardenia	Highlights 5, 6, 8, 10, 11, 13 and 21; Saucer Rim 17	1/8 yard or 4" x 5" piece
	MR2-550 Big Sur	Steam 1	1/8 yard or 2" x 6" piece
	MR7-D12 Dusty Pink	Steam 2	1/8 yard or 2" x 6" piece
	MR1-170 Meadow	Appliqué Squares	1/8 yard or 3" x 3" piece
	1384-33 Cream	Bottle Inside 1	1/8 yard or 2 1/2" x 6" piece



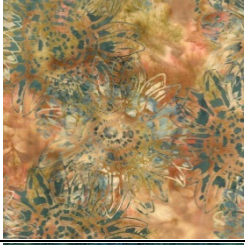




COF03 - A Fresh Cup

Swatch	SKU	Placement	Single Quilt
	MR1-66 Autumn	Coffee 20	$\frac{1}{8}$ yard or 2" x 3" piece


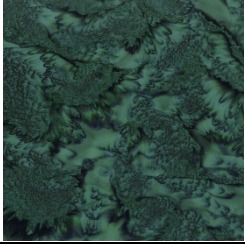

COF03 - A Fresh Cup - Binding and Backing

Swatch	SKU	Placement	Single Quilt
	MR9-581 Bluegrass	Binding and Backing	$\frac{2}{3}$ yard


COF04 - Four Big Shots

Swatch	SKU	Placement	Single Quilt
	MR1-66 Autumn	Background A, C, G, H, J, K and M; Coffee 1H through 4H	¼ yard or 7" x WOF
	MR5-116 Harvest	Background B	⅓ yard or 4" x 7" piece
	MR1-384 Mimosa	Background D and F	¼ yard or 5½" x 14" piece
	MR7-31 Emerald	Background E, I and L; Appliqué Squares	⅓ yard or 3" x 12" piece
	1895-500 Gardenia	Cups 1D, 1E, 2D, 2E, 3A, 3E, 4D and 4F	⅓ yard or 4½" x 7" piece
	885-531 Papyrus	Cup Highlights 1F, 2F, 3F and 4E; Saucer Rims 1C, 2C, 3D and 4C; Steam	⅓ yard or 4½" x 7" piece
	839-112 Dawn	Saucers 1A, 2A, 3B and 4A; Saucer Centers 1B, 2B, 3C and 4B; Cup Shadows 1G, 2G, 3G and 4G	⅓ yard or 4½" x 7" piece

COF04 - Four Big Shots

Swatch	SKU	Placement	Single Quilt
	1895-179 Toast	Lettering	$\frac{1}{8}$ yard or 4½" x 7" piece
	1895-252 Dublin	Lettering Shadows	$\frac{1}{8}$ yard or 4½" x 7" piece
	1895-534 Hemp	Swirls	$\frac{1}{8}$ yard or 3" x 25" piece

COF04 - Four Big Shots - Binding and Backing

Swatch	SKU	Placement	Single Quilt
	MR1-66 Autumn	Binding and Backing	$\frac{3}{8}$ yard