



McKenna Ryan



39½" x 39½"

Fabric List for Season's Tweetings

We strongly suggest you thoroughly read the Materials Needed.
List on each pattern to familiarize yourself with the fabrics and patterns as well as checking our website www.pineneedles.com for any corrections that may have been issued to the patterns.

Block 1 - page 3

Block 2 - page 7



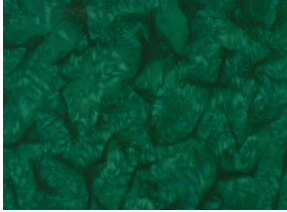



Block 3 - page 10







Block 4 - page 14

Block 5 - page 17







Block 6 - page 22



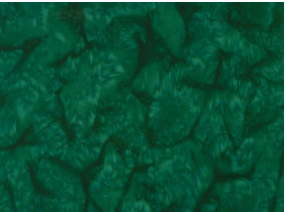


Full Quilt - page 26







SWATCH	FABRIC	PLACEMENT	SINGLE KIT
BLOCK NO.1 - FROSTY PERCH			
	AYC 15902-245 MIST	Background	19" x 19"
	AMD 7000-240 HOLLY	Holly C3, G1 and H1	3" x 4 1/2"
	AMD 7000-269 PARK	Holly C24, G2 and H2	3" x 7"
	AYC 15465-336 FOG	Birdhouse Holes A4 and B9; Snowman Hat C16 and C18; Snowman Eyes C21 and C22; Bird Tail/Head D2; Bird Head E3; Bird Tail F1	*from dark section 4 1/2" x 6"
	AYC 15471-157 RAFFIA	Birdhouse A1; Birdhouse Pole B1; Birdhouse B3 and B4	4" x 5"
	AMD 7012-284 BONE	Snowman Body C8, C9 and C11; Bird Faces D4, E5 and F4	8" x 10"






SWATCH	FABRIC	PLACEMENT	SINGLE KIT
BLOCK NO.1 - FROSTY PERCH			
	AYC 15471-16 BROWN	Birdhouse Roof B5; Birdhouse Ledge B7; Branches C1 and C23	4 1/2" x 7"
	AYC 15471-184 CHARCOAL	Bird Wings D3, E4, F3; Bird Tail E1; Bird Beaks D5, E6 and F5	3" x 3"
	AYC 15471-222 REDWOOD	Snowman Nose C20	2" x 2"
	AYC 15474-274 PINE	Pine Needles C2 and C4	2" x 4 1/2"
	AYC 15900-15 IVORY	Bird Bellies D1, E2 and F2	3" x 3"
	AYCM 15904-213 TEAL	Snowman Earmus C10 and C15	3" x 3"

SWATCH	FABRIC	PLACEMENT	SINGLE KIT
BLOCK NO.1 - FROSTY PERCH			
	AYC 15900-97 ROSE	Poinsettias H3 and H4	3 1/2" x 6"
	AYC 15901-97 ROSE	Bow B11 through B14; Snowman Hat C17	3" x 4"
	AYCM 15904-61 PERIWINKLE	Snow A2, A7, B2, B6, B8, C5, C6, C7, C19, and C25	4" x 7"
	AYCM 15904-97 ROSE	Birdhouse Heart A5; Birdhouse Ledge A3; Birdhouse Roof A6; Birdhouse Heart B10; Snowman Scarf C12, C13, C14; Poinsettias G3, G4, G5, H5, and H6	4 1/2" x 12"
SWATCH	FABRIC	PLACEMENT	SINGLE KIT
BLOCK NO.1 - FROSTY PERCH - BORDERS			
Borders for individual block only. Please note that if making the full quilt, do not cut borders as listed below. Refer to finishing kit guide for completing the full Season's Tweetings Quilt.			
	AYCM 15904-245 MIST	Inner border	1/8 yard




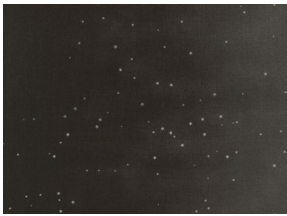


SWATCH	FABRIC	PLACEMENT	SINGLE KIT
BLOCK NO.1 - FROSTY PERCH - BORDERS			
	<p>AYCM 15904-213 TEAL</p>	<p>Pieced Outer Border</p>	<p>4" x WOF</p>
	<p>AYCM 15904-97 ROSE</p>	<p>Pieced Outer Border</p>	<p>4" x WOF</p>
	<p>AYCM 15904-24 PLUM</p>	<p>Pieced Outer Border</p>	<p>4" x WOF</p>
	<p>AYCM 15904-245 MIST</p>	<p>Pieced Outer Border</p>	<p>4" x WOF</p>
	<p>AYC 15465-206 SUNSET</p>	<p>Pieced Outer Border</p>	<p>4" x WOF</p>
	<p>AYC 15901 - 245 MIST</p>	<p>Backing</p>	<p>7/8 yard</p>




SWATCH	FABRIC	PLACEMENT	SINGLE KIT
BLOCK NO.1 - FROSTY PERCH - BORDERS			
	AYCM 15904-213 TEAL	Binding	1/4 yard
SWATCH	FABRIC	PLACEMENT	SINGLE KIT
BLOCK NO.2 - TWITTERPATED			
	AYC 15465-78 PEACOCK	Background *refer to front cover of pattern for correct color	9" x 9"
	AMD 7000-269 PARK	Garland C8	2" x 5"
	AYC 15465-206 SUNSET	Birdhouse Holes C4, C5 and C6	*from dark blue section 2" x 2"
	AYC 15471-157 RAFFIA	Birdhouse Post B; Bird Beaks D12 and D19	3 1/2" x 2 1/2"
	AYC 15900-15 IVORY	Moon E	2" x 2"






SWATCH	FABRIC	PLACEMENT	SINGLE KIT
BLOCK NO.2 - TWITTERPATED			
	<p>AYC 15902-245 MIST</p>	<p>Bird Bodies D5 and D11; Bird Tails D1 and D2</p>	<p>*for best color 3" x 21"</p>
	<p>AYCM 15901-208 DAWN</p>	<p>Birdhouse C1, C2, C3; Birdhouse Eave C7; Birdhouse Ledge D3</p>	<p>4 1/2" x 10"</p>
	<p>AYCM 15901-24 PLUM</p>	<p>Birdhouse Roof C9</p>	<p>2" x 6"</p>
	<p>AYCM 15904-24 PLUM</p>	<p>Bird Scarf D6 and D7; Bird Hat D8, D9 and D10</p>	<p>2" x 3 1/2"</p>
	<p>AYCM 15904-245 MIST</p>	<p>Bird Scarf D13, D14, D15; Bird Hat D16, D17 and D18</p>	<p>2" x 3 1/2"</p>
	<p>AYCM 15904-97 ROSE</p>	<p>Bows C11 and C12</p>	<p>3" x 3"</p>

SWATCH	FABRIC	PLACEMENT	SINGLE KIT
BLOCK NO.2 - TWITTERPATED			
	AYCM 15904-61 PERIWINKLE	Tree A; Snow D4 and D10	4 1/2" x 16"
SWATCH	FABRIC	PLACEMENT	SINGLE KIT
BLOCK NO.2 - TWITTERPATED - BORDERS			
Borders for individual block only. Please note that if making the full quilt, do not cut borders as listed below. Refer to finishing kit guide for completing the full Season's Tweetings Quilt.			
	AYCM 15904-245 MIST	Inner border	2 1/2" x WOF
	AYCM 15904-213 TEAL	Pieced Outer Border	3" x WOF
	AYCM 15904-97 ROSE	Pieced Outer Border	3" x WOF
	AYCM 15904-24 PLUM	Pieced Outer Border	3" x WOF


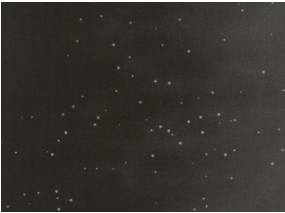




SWATCH	FABRIC	PLACEMENT	SINGLE KIT
BLOCK NO.2 - TWITTERPATED - BORDERS			
	AYCM 15904-245 MIST	Pieced Outer Border	3" x WOF
	AYC 15465-206 SUNSET	Pieced Outer Border	3" x WOF
	AYC 15901 - 245 MIST	Backing	18" x 18"
	AYCM 15904-213 TEAL	Binding	1/8 yard
SWATCH	FABRIC	PLACEMENT	SINGLE KIT
BLOCK NO.3 - UP ON THE ROOFTOP			
	AYC 15465-64 AZURE	Background *refer to front cover of pattern for correct color	9" x 9"
	AMD 7012-284 BONE	Bird Belly C1; Bird Hat C7 and C8; Bird Bag front and back C10 and C11	2" x 5"






SWATCH	FABRIC	PLACEMENT	SINGLE KIT
BLOCK NO.3 - UP ON THE ROOFTOP			
	AYC 15471-157 RAFFIA	Birdhouse Post A1; Birdhouse Ledge A2; Bird Body C2	2" x 8"
	AYC 15900-213 TEAL	Birdhouse Roof A4, A8, and A11	3" x 6"
	AYC 15474-69 MIDNIGHT	Bird Back/ Tail C3 and Wing C4	2" x 3"
	AYC 15465-336 FOG	Bird Beak C9 *	*from grey section 2" x 2"
	AYCM 15904-245 MIST	Stocking Patches E3 and E4; Stocking Cu E5	2" x 3"
	AYC 15465-206 SUNSET	Birdhouse Holes B1, B2 and B3	*from dark blue section 2" x 2"

SWATCH	FABRIC	PLACEMENT	SINGLE KIT
BLOCK NO.3 - UP ON THE ROOFTOP			
	<p style="text-align: center;">AYCM 15904-24 PLUM</p>	<p style="text-align: center;">Stocking front and back F1 and F2; Stocking Patches F3 and F4; Stocking Cu F5</p>	<p style="text-align: center;">4" x 5"</p>
	<p style="text-align: center;">AYCM 15904-97 ROSE</p>	<p style="text-align: center;">Stocking front and back E1 and E2; Stocking Patches D3 and D4; Stocking Cu D5; Bird Hat C5 and C6; Bow D6</p>	<p style="text-align: center;">4 1/2" x 7"</p>
	<p style="text-align: center;">AYCM 15904-61 PERIWINKLE</p>	<p style="text-align: center;">Snow A3, A6, A12, A13, B5; Tree Star B6</p>	<p style="text-align: center;">4 1/2" x 8"</p>
	<p style="text-align: center;">AYCM 15901-24 PLUM</p>	<p style="text-align: center;">Birdhouse A5, A7, A9 and A10</p>	<p style="text-align: center;">4 1/2" x 8"</p>
	<p style="text-align: center;">AYCM 15904-213 TEAL</p>	<p style="text-align: center;">Stocking front and back D1 and D2; Tree B4</p>	<p style="text-align: center;">4 1/2" x 7"</p>







SWATCH	FABRIC	PLACEMENT	SINGLE KIT
BLOCK NO.3 - UP ON THE ROOFTOP - BORDERS			
<p>Borders for individual block only. Please note that if making the full quilt, do not cut borders as listed below. Refer to finishing kit guide for completing the full Season's Tweetings Quilt.</p>			
	<p>AYCM 15904-245 MIST</p>	<p>Inner border</p>	<p>2 1/2" x WOF</p>
	<p>AYCM 15904-213 TEAL</p>	<p>Pieced Outer Border</p>	<p>3" x WOF</p>
	<p>AYCM 15904-97 ROSE</p>	<p>Pieced Outer Border</p>	<p>3" x WOF</p>
	<p>AYCM 15904-24 PLUM</p>	<p>Pieced Outer Border</p>	<p>3" x WOF</p>
	<p>AYCM 15904-245 MIST</p>	<p>Pieced Outer Border</p>	<p>3" x WOF</p>







SWATCH	FABRIC	PLACEMENT	SINGLE KIT
BLOCK NO.3 - UP ON THE ROOFTOP - BORDERS			
	AYC 15465-206 SUNSET	Pieced Outer Border	3" x WOF
	AYC 15901 - 245 MIST	Backing	18" x 18"
	AYCM 15904-213 TEAL	Binding	1/8 yard
SWATCH	FABRIC	PLACEMENT	SINGLE KIT
BLOCK NO. 4 - NESTLED IN FOR THE HOLIDAYS			
	AYC 15465-78 PEACOCK	Background *refer to front cover of pattern for correct color	9" x 9"
	AMD 7000-240 HOLLY	Holly G1 and H1	2 1/2" x 7"
	AMD 7000-269 PARK	Holly F1, F2, and F3	3" x 5"






SWATCH	FABRIC	PLACEMENT	SINGLE KIT
BLOCK NO. 4 - NESTLED IN FOR THE HOLIDAYS			
	AMD 7012-284 BONE	Bird Faces E5 and I6; Poinsettias F4, F5, G2, H2 and H3	4 1/2" x 10"
	AYC 15465-336 FOG	Bird Heads E4 and I5; Birdhouse Hole C12	*from dark section 2" x 3"
	AYC 15471-184 CHARCOAL	Bird Tails E1 and I1; Bird Wings E3, I3 and I4; Bird Beak I7	3" x 4"
	AYC 15471-157 RAFFIA	Birdhouse Post A; Birdhouse C1 and C2; Bird Bodies E2 and I2	4 1/2" x 10"
	AYC 15471-16 BROWN	Birdhouse Ledge C3; Birdhouse Roovine C4, C6, C10 and C11; Birdhouse Hole Interior C13; Birdhouse Perch C14	4" x 7"
	AYC 15474-274 PINE	Pine Needles B; Wreath D1	4 1/2" x 3"







SWATCH	FABRIC	PLACEMENT	SINGLE KIT
BLOCK NO. 4 - NESTLED IN FOR THE HOLIDAYS			
	AYCM 15904-61 PERIWINKLE	Snow C5, C7, C8, C9 and D2	4 1/2" x 6"
	AYCM 15904-97 ROSE	Bow D3, D4 and D5	2" x 3"
SWATCH	FABRIC	PLACEMENT	SINGLE KIT
BLOCK NO. 4 - NESTLED IN FOR THE HOLIDAYS - BORDERS			
Borders for individual block only. Please note that if making the full quilt, do not cut borders as listed below. Refer to finishing kit guide for completing the full Season's Tweetings Quilt.			
	AYCM 15904-245 MIST	Inner border	2 1/2" x WOF
	AYCM 15904-213 TEAL	Pieced Outer Border	3" x WOF
	AYCM 15904-97 ROSE	Pieced Outer Border	3" x WOF


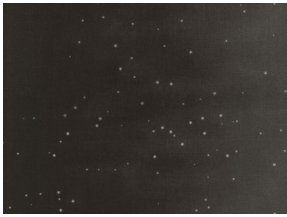




SWATCH	FABRIC	PLACEMENT	SINGLE KIT
BLOCK NO. 4 - NESTLED IN FOR THE HOLIDAYS - BORDERS			
	AYCM 15904-24 PLUM	Pieced Outer Border	3" x WOF
	AYCM 15904-245 MIST	Pieced Outer Border	3" x WOF
	AYC 15465-206 SUNSET	Pieced Outer Border	3" x WOF
	AYC 15901 - 245 MIST	Backing	18" x 18"
	AYCM 15904-213 TEAL	Binding	1/8 yard
SWATCH	FABRIC	PLACEMENT	SINGLE KIT
BLOCK NO. 5 - DECK THE HALLS			
	AYC 15465-73 LAKE	Background *refer to front cover of pattern for correct ombre color placement	9" x 9"

SWATCH	FABRIC	PLACEMENT	SINGLE KIT
BLOCK NO. 5 - DECK THE HALLS			
	AMD 7000-240 HOLLY	Mistletoe D1	2" x 3"
	AMD 7012-48 JUNGLE	Mistletoe D2	2" x 2"
	AYC15465-336 FOG	Bird Head C7; Bird Beak C10	2" x 2" from dark section
	AYC 15471-157 RAFFIA	Birdhouse Ledge B1; Bird Tail C1 and C2; Bird Feet C3 and C4; Bird Body C5	4" x 6"
	AYC 15471-16 BROWN	Branch A1	3" x 9"
	AYC 15474-274 PINE	Pine Needles B2	2 1/2" x 2 1/2"






SWATCH	FABRIC	PLACEMENT	SINGLE KIT
BLOCK NO. 5 - DECK THE HALLS			
	<p>AYC 15474-69 MIDNIGHT</p>	<p>Birdhouse hole B14</p>	<p>2" x 2"</p>
	<p>AYC 15900-213 TEAL</p>	<p>Bow B19</p>	<p>2" x 2"</p>
	<p>AYC 15900-97 ROSE</p>	<p>Birdhouse Roof B7 and B10; Birdhouse Chimney B11</p>	<p>2" x 5"</p>
	<p>AYC 15901-97 ROSE</p>	<p>Present B21 and B22</p>	<p>2" x 2"</p>
	<p>AYCM 15901-24 PLUM</p>	<p>Present B17 and B18</p>	<p>2 1/2" x 2 1/2"</p>
	<p>AYCM 15904-24 PLUM</p>	<p>Bird Scarf C8 and C9</p>	<p>2" x 2"</p>







SWATCH	FABRIC	PLACEMENT	SINGLE KIT
BLOCK NO. 5 - DECK THE HALLS			
	AYCM 15904-97 ROSE	Bow B16; Ribbon D3	3" x 4"
	AYC 15901-245 MIST	Birdhouse B4 and B8; Birdhouse Roof Shadow B9; Birdhouse Hole Interior B15	4 1/2" x 7"
	AYCM 15904-61 PERIWINKLE	Snow A2, A3, A4, B3, B5, B6, B12, B13, B20, and B23; Bird Wing C6	4 1/2" x 7"
SWATCH	FABRIC	PLACEMENT	SINGLE KIT
BLOCK NO. 5 - DECK THE HALLS - BORDERS			
Borders for individual block only. Please note that if making the full quilt, do not cut borders as listed below. Refer to finishing kit guide for completing the full Season's Tweetings Quilt.			
	AYCM 15904-245 MIST	Inner border	2 1/2" x WOF
	AYCM 15904-213 TEAL	Pieced Outer Border	3" x WOF



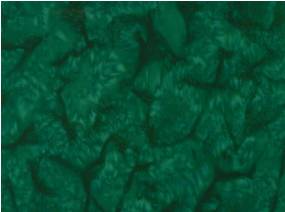



SWATCH	FABRIC	PLACEMENT	SINGLE KIT
BLOCK NO. 5 - DECK THE HALLS - BORDERS			
	AYCM 15904-97 ROSE	Pieced Outer Border	3" x WOF
	AYCM 15904-24 PLUM	Pieced Outer Border	3" x WOF
	AYCM 15904-245 MIST	Pieced Outer Border	3" x WOF
	AYC 15465-206 SUNSET	Pieced Outer Border	3" x WOF
	AYC 15901 - 245 MIST	Backing	18" x 18"
	AYCM 15904-213 TEAL	Binding	1/8 yard

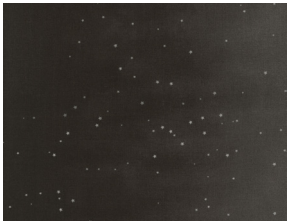





SWATCH	FABRIC	PLACEMENT	SINGLE KIT
BLOCK NO. 6 - MISTLETOE MOMENT			
	AYC 15465-206 SUNSET	Background *refer to front cover of pattern for correct color	9" x 9"
	AYC 15465-336 FOG	Bird Masks E3 and D7	*from dark section 2" x 2"
	AYC 15471-222 REDWOOD	Bird Bodies D5 and E1; Bird Wings D6 and E2; Bird Beaks D8 and E4	4" x 6"
	AYC 15474-274 PINE	Wreath D1	3" x 3"
	AYC 15474-69 MIDNIGHT	Bird Scarf E5, E6 and E7	2" x 2"
	AYC 15900-4 BLUE	Candy C7, C9, C14 and C17	2" x 2"







SWATCH	FABRIC	PLACEMENT	SINGLE KIT
BLOCK NO. 6 - MISTLETOE MOMENT			
	AYC 15900-97 ROSE	Birdhouse Pole Stripes B2 and B4; Candy C5, C8, C10, C13 and C16	3" x 3"
	AYC 15901-97 ROSE	Bow C18 through C22	3" x 3"
	AYCM 15901-208 DAWN	Birdhouse C2 and C3	5 1/2" x 6"
	AYCM 15904-213 TEAL	Tree A1; Candy C6 and C15	4 1/2" x 9"
	AYCM 15904-24 PLUM	Birdhouse Ledge E8	1" x 6"
	AYCM 15901-24 PLUM	Birdhouse Roof C1 and C4; Birdhouse Pole Strip B3	4" x 6"







SWATCH	FABRIC	PLACEMENT	SINGLE KIT
BLOCK NO. 6 - MISTLETOE MOMENT			
	AYCM 15904-61 PERIWINKLE	Snow A2, C11, C12, D2, D3 D4 and E9 ; Birdhouse Pole B1	4 1/2" x 14"
	AMD 7000-240 HOLLY	Mistletoe F1 and F2	3" x 3"
	AMD 7012-48 JUNGLE	Mistletoe F3	2" x 2"
	AYCM 15904-97 ROSE	Ribbon F4	2" x 5"
SWATCH	FABRIC	PLACEMENT	SINGLE KIT
BLOCK NO. 6 - MISTLETOE MOMENT - BORDERS			
<p>Borders for individual block only. Please note that if making the full quilt, do not cut borders as listed below. Refer to finishing kit guide for completing the full Season's Tweetings Quilt.</p>			
	AYCM 15904-245 MIST	Inner border	2 1/2" x WOF







SWATCH	FABRIC	PLACEMENT	SINGLE KIT
BLOCK NO. 6 - MISTLETOE MOMENT - BORDERS			
	<p>AYCM 15904-213 TEAL</p>	<p>Pieced Outer Border</p>	<p>3" x WOF</p>
	<p>AYCM 15904-97 ROSE</p>	<p>Pieced Outer Border</p>	<p>3" x WOF</p>
	<p>AYCM 15904-24 PLUM</p>	<p>Pieced Outer Border</p>	<p>3" x WOF</p>
	<p>AYCM 15904-245 MIST</p>	<p>Pieced Outer Border</p>	<p>3" x WOF</p>
	<p>AYC 15465-206 SUNSET</p>	<p>Pieced Outer Border</p>	<p>3" x WOF</p>
	<p>AYC 15901 - 245 MIST</p>	<p>Backing</p>	<p>18" x 18"</p>







SWATCH	FABRIC	PLACEMENT	SINGLE KIT
BLOCK NO. 6 - MISTLETOE MOMENT - BORDERS			
	AYCM 15904-213 TEAL	Binding	1/8 yard
SWATCH	FABRIC	PLACEMENT	SINGLE KIT
FULL SEASON'S TWEETINGS QUILT			
	AMD 7000-240 HOLLY	1, 4, 5, 6	4 1/2" x 14"
	AMD 7000-269 PARK	1, 2, 4	4 1/2" x 14"
	AMD 7012-284 BONE	1, 3, 4	8" x 21"
	AMD 7012-48 JUNGLE	5, 6	2" x 4"
	AYC 15465-206 SUNSET	2, 3, and 6 (Background)	9" x 21"



SWATCH	FABRIC	PLACEMENT	SINGLE KIT
FULL SEASON'S TWEETINGS QUILT			
	AYC 15465-336 FOG	1, 3, 4, 5, 6	1/8 yard
	AYC 15465-64 AZURE	3 (Background) *refer to front cover of pattern for correct color	9" x 9"
	AYC 15465-73 LAKE	5 (Background) *refer to front cover of pattern for correct color	9" x 9"
	AYC 15465-78 PEACOCK	2 and 4 (Backgrounds)	1/4 yard
	AYC15471-157 RAFFIA	1, 2, 3, 4, 5	1/8 yard
	AYC 15471-16 BROWN	1, 4, 5	4 1/2" x 21"

SWATCH	FABRIC	PLACEMENT	SINGLE KIT
FULL SEASON'S TWEETINGS QUILT			
	AYC 15471-184 CHARCOAL	1, 4	3" x 7"
	AYC 15471-222 REDWOOD	1, 6	4 1/2" x 7"
	AYC 15474-274 PINE	1, 4, 5, 6	4 1/2" x 10"
	AYC 15474-69 MIDNIGHT	3, 5, 6	2" x 7"
	AYC 15900-15 IVORY	1, 2	3" x 5"
	AYC 15900-213 TEAL	3, 5	4 1/2" x 6"

SWATCH	FABRIC	PLACEMENT	SINGLE KIT
FULL SEASON'S TWEETINGS QUILT			
	AYC 15900- 4 BLUE	6	2" x 2"
	AYC 15900-97 ROSE	1, 5, 6	4 1/2 " x 14"
	AYC 15901-245 MIST	5	4 1/2" x 7"
	AYC 15901-97 ROSE	1, 5, 6	4 1/2" x 7"
	AYC 15902-245 MIST	1, (Background), 2	22" x 21"
	AYCM 15901-208 DAWN	2, 6	5 1/2" x 16"

SWATCH	FABRIC	PLACEMENT	SINGLE KIT
FULL SEASON'S TWEETINGS QUILT			
	<p style="text-align: center;">AYCM 15901-24 PLUM</p>	<p style="text-align: center;">2, 3, 5, 6</p>	<p style="text-align: center;">4 1/2" x 21"</p>
	<p style="text-align: center;">AYCM 15904-213 TEAL</p>	<p style="text-align: center;">1, 3, 6</p>	<p style="text-align: center;">4 1/2 " x 16"</p>
	<p style="text-align: center;">AYCM 15904-24 PLUM</p>	<p style="text-align: center;">2, 3, 5, 6</p>	<p style="text-align: center;">4" x 14"</p>
	<p style="text-align: center;">AYCM 15904-245 MIST</p>	<p style="text-align: center;">2, 3</p>	<p style="text-align: center;">2" x 6"</p>
	<p style="text-align: center;">AYCM 15904- 61 PERIWINKLE</p>	<p style="text-align: center;">1, 2, 3, 4, 5, 6</p>	<p style="text-align: center;">1/4 yard</p>
	<p style="text-align: center;">AYCM 15904-97 ROSE</p>	<p style="text-align: center;">1, 2, 3, 4, 5, 6</p>	<p style="text-align: center;">1/8 yard</p>

SWATCH	FABRIC	PLACEMENT	SINGLE KIT
FULL SEASON'S TWEETINGS QUILT - BORDERS			
	AYCM 15904-213 TEAL	Pieced Outer Border fabric #1	1/2 yard
	AYCM 15904-97 ROSE	Pieced Outer Border fabric #2 and Banner Lettering Applique	1/8 yard
	AYCM 15904-24 PLUM	Pieced Outer Border fabric #3	1/8 yard
	AYCM 15904-245 MIST	Pieced Outer Border fabric #4 and Sashing	3/8 yard
	AYC 15465-206 SUNSET	Pieced Outer Border fabric #5	1/8 yard
	AYC 15465-78 PEACOCK	Banner Applique	1/8 yard

SWATCH	FABRIC	PLACEMENT	SINGLE KIT
FULL SEASON'S TWEETINGS QUILT - BORDERS			
	<p>AYC 15901-245 MIST</p>	<p>Backing</p>	<p>2 5/8 yards</p>
	<p>AYCM 15904-213 TEAL</p>	<p>Binding</p>	<p>3/8 yard</p>