


POST CARD

PINE NEEDLES







MAR 2
OREGON
2014







*From the Coast,
With Love*















McKenna Ryan







Notes:





SWATCH	FABRIC	PLACEMENT	SINGLE KIT	12 KITS
	PN014 Smoke 173	Background, white flowers	18" X 18"	12 Yards - cut 12 - 18" x wof - cut 18" x 18" from light selvage up
	PN048 Smoke 173	Water *blue section* 12" repeat	4 1/2" X 21"	3/4 Yard - cut 6 - 4 1/2" x wof- cut each on fold
	PN014 Sand 62	Sand *dark half of fold*	9" X 21"	3 Yards - cut 12 - 9" x wof - cut each on fold - use dark half
	PN049 Cinnabar 528	Rocks	4" X 4"	8" X wof - cut 2 - 4" x wof - subcut 12 - 4" x 4"
	PN014 Slate 92	Shade *dark half of fold* - see pattern cover for correct color placement	12" X 3 1/2"	4 Yards - cut 12 - 12" x wof - subcut 12 - 12" x 3 1/2" from dark section *can make more from each cut if not concerned about color/shading
	PN014 Taupe 80	Tree *dark half of fold* - see pattern cover for correct color placement	12" X 12"	4 Yards - cut 12 - 12" x wof - subcut 12 - 12" x 12" from dark section *can make more from each cut if not concerned about color/shading







	PN049 Smoke 173	Tree leaves	4 1/2" X 14"	1/2 Yard - cut 4 - 4 1/2" x wof - subcut 12 - 4 1/2" x 14"
	PN049 Moss 98	Green flower leaves and white flowers	4 1/2" X 21"	3/4 Yard - cut 6 - 4 1/2" x wof- cut each on fold
	PN047 Natural 20	Flower centers	2" X 2"	2" X wof - cut 12 - 2" x 2"
The remaining 1/2 of PN014 smoke 173 can be used for background on block 6 - but a 2nd piece will be required for applique				
BLOCK 2 - A MOMENT TO REFLECT				
	PN014 Ice 176	Background *light half of fold*	18" X 18"	12 Yards - cut 12 - 18" x wof - cut 18" x 18" from light selvage up
	PN045 Natural 20	Log top *directional*	9" X 2"	1/4 Yard - cut 12 - 9" x 2"
	PN045 Cinnabar 528	Log underside *directional*	9" X 2"	1/4 Yard - cut 12 - 9" x 2"




SWATCH	FABRIC	PLACEMENT	SINGLE KIT	12 KITS
	PN048 Smoke 173	Birds *blue and white section* 12" repeat	6" X 21"	1 Yard - cut 6 - 6" x wof - cut each on fold
	PN043 Aspen 367	Bird beaks, feet and seaweed - *dark section* 11" repeat	4 1/2" X 21"	3/4 Yard - cut 6 - 4 1/2" x wof- cut each on fold
BLOCK 3 - FINDING STILLNESS				
	PN044 Ice 176	Background, tree line, island, birds *need full wof for color*	1/2 Yard	6 Yards - cut 12 - 1/2 yard cuts
	PN046 Sand Dollar 501	Driftwood	1/8 Yard	1 1/2 Yards - cut 12 - 1/8 yard cuts
	PN014 Slate 92	Driftwood *need dark section*	4 1/2" X 10"	3/4 Yard - cut 6 - 4 1/2" x wof - subcut 12 - 4 1/2" x 10" from dark section
BLOCK 4 - LEAVING CARES BEHIND				
	PN014 Ice 176	Background *light half of fold*	18" X 18"	12 Yards - cut 12 - 18" x wof - cut 18" x 18" from light selvage up

	PN048 Ice 176	Water, foam, 3 rocks, boat sails and boats *purple and white sections* 12" repeat	9" X 21"	1 1/2 Yards - cut 6 - 9" x wof - cut each on fold
	PN014 Sand 62	Sand, shadows *full strip for best color*	3/8 Yard	4 1/2 Yards - cut 12 - 3/8 yard cuts
	PN045 Natural 20	Steps, rail, 3 rocks *directional*	9" X 14"	1 Yard - cut 4 - 9" x wof - subcut 12 - 9" x 14"
	PN048 Smoke 173	Bird *white and blue sections* 12" repeat	4 1/2" X 10"	3/8 Yard - cut 3 - 4 1/2" x wof - subcut 12 - 4 1/2" x 10"
	PN043 Aspen 367	Bird beak, feet *dark section*	2" X 3"	1/2 Yard *approximately* - from dark sections cut 12 - 2" x 3"
	PN047 Natural 20	Bushes	4 1/2" X 14"	1/2 Yard - cut 4 - 4 1/2" x wof - subcut 12 - 4 1/2" x 14"
	PN014 Eggplant 34	Flip flops *dark half of fold*	2" X 21"	2/3 Yard - cut 12 - 2" x wof - cut each on fold - use dark half

SWATCH	FABRIC	PLACEMENT	SINGLE KIT	12 KITS
	PN045 Teal 21	Boat sails *light section*	4" X 6"	1/2 Yard *approximately* - from light sections cut 12 - 4" x 6"
BLOCK 5 - CONTEMPLATION				
	PN014 Ice 176	Background and rocks *18" x 23" from light section*	18" X 23"	6 Yards - cut 12 - 1/2 yard cuts - trim each from light section up at 18" x 23"
	PN048 Ice 176	Water and rock *purple and white section* 12" repeat	3" X 21"	1/2 Yard - cut 6 - 3" x wof - cut each on fold
	PN014 Sand 62	Sand and sand swirls *full strip for best color*	1/2 Yard	6 Yards - cut 12 - 1/2 yard cuts
	PN045 Cinnabar 528	Rocks	4 1/2" X 14"	1/2 Yard - cut 4 - 4 1/2" x wof - subcut 12 - 4 1/2" x 14"
	PN043 Ice 176	Rocks	4 1/2" X 21"	3/4 Yard - cut 6 - 4 1/2" x wof - cut each on fold




	PN044 Ice 176	Rocks *1/2 wof strip for best color*	4 1/2" X 21"	3/4 Yard - cut 6 - 4 1/2" x wof - cut each on fold
	PN045 Natural 20	Rocks	4 1/2" X 6"	1/4 Yard - cut 2 - 4 1/2" x wof - subcut 12 - 4 1/2" x 6"
BLOCK 6 - GOING WITH THE FLOW				
**See note on block 1 above for PN014 smoke 173 fabric usage				
	PN014 Smoke 173	Background and water shadow *dark half of fold*	5/8 Yard	7 1/2 Yards - cut 12 - 5/8 yard cuts - cut each on fold - use dark half ***or the dark half of the 18" cuts from block 1 may be used for the background on this block - but you will also need to supply another piece of this fabric for the water applique piece - 3 1/2" x 12" in size which will require 1 yard + 6" of fabric - cut 12 - 3 1/2" x wof - from each strip cut a 3 1/2" x 12" piece from dark section.
	PN047 Natural 20	Seaweed	7" X 21"	1 Yard + 6" - cut 6 - 7" x wof - cut each on fold

SWATCH	FABRIC	PLACEMENT	SINGLE KIT	12 KITS
	PN043 Aspen 367	Starfish *spotted section* 11" repeat	4 1/2" X 5"	3/4 Yard approximately - cut 12 - 4 1/2" x 5" pieces from spotted sections of fabric
	PN014 Taupe 80	Otter *full strip needed for color*	1/4 Yard	3 Yards - cut 12 - 1/4 yard cuts
BLOCK 7 - FEELING CONNECTED				
	PN014 Ice 176	Background *from light half of fold*	18" X 18"	12 Yards - cut 12 - 18" x wof - cut 18" x 18" from light selvage up
	PN014 Taupe 80	Seals *from dark half of fold*	16" X 21"	5 1/3 Yards - cut 12 - 16" x wof - cut each on fold - use dark half
	PN044 Ice 176	3 Rocks *1/2 wof strip for best color*	4 1/2" X 21"	3/4 Yard - cut 6 - 4 1/2" x wof - cut each on fold
	PN043 Ice 176	2 Rocks	2" X 4"	4" X wof - cut 12 - 2" x 4"
BLOCK 8 - SEEKING AND FINDING				



	PN014 Slate 92	Background, waves, foam, bird feet, beaks, eyes *full wof strip for best color*	2/3 Yard	8 Yards - cut 12 - 2/3 yard cuts
	PN048 Ice 176	Birds, bird shadows *light section* 11" repeat	4" X 21"	2/3 Yard - cut 6 - 4" x wof - cut each on fold
	PN045 Natural 20	Bird wings	4" X 4"	8" X wof - cut 2 - 4" x wof - subcut 12 - 4" x 4"








BLOCK 9 - GAINING PERSPECTIVE

This block has a pieced background!

	PN014 Robins Egg 194	Background sky *light half of fold*	18" X 11 1/2"	6 Yards - cut 12 - 18" x wof - trim light section of fold to 18" x 11 1/2"
	PN048 Smoke 173	Background water - 11" repeat	9" X 19"	1 1/2 Yards - cut 6 - 9" x wof - cut each on fold
	PN048 Ice 176	Boat sails and boats *light section* 11" repeat	3" X 3"	3" X wof - cut 12 - 3" x 3"

SWATCH	FABRIC	PLACEMENT	SINGLE KIT	12 KITS
	PN045 Teal 21	Boat sails *light section*	4" X 6"	1/2 Yard *approximately* - from light sections cut 12 - 4" x 6"
	PN045 Natural 20	Pier posts *directional*	7" X 10"	21" - Cut 3 - 7" x wof - subcut 12 - 7" x 10"
	PN014 Sand 62	Bird *light half of fold*	4 1/2" X 4 1/2"	3/8 Yard - cut 3 - 4 1/2" x wof - from light half - subcut 12 - 4 1/2" x 4 1/2"
	PN043 Aspen 367	Bird beak and feet *dark section* 11" repeat	3" X 3"	1/2 Yard *approximately* - from dark sections cut 12 - 3" x 3"
	PN049 Smoke 173	Bird wing, tail and eye	4 1/2" X 14"	1/2 Yard - cut 4 - 4 1/2" x wof - subcut 12 - 4 1/2" x 14"
COMPLETE FABRIC LIST FOR ALL BLOCKS				
	PN014 Eggplant 34	Block 4 applique	2" X 21"	2/3 Yard - cut 12 - 2" x wof - cut each on fold - use dark 1/2

	PN014 Ice 176	Blocks 2, 4, 5, 7 backgrounds and block 5 applique	2 Yards	24 Yards - cut 12 - 2 yard cuts ***you may choose to trim these at the fold and use the light 1/2 but note that block 5 will require 5" additional fabric from light section for appliques
	PN014 Robins Egg 194	Block 9 background	18" X 11 1/2"	6 Yards - cut 12 - 18" x wof - trim light section of fold to 18" x 11 1/2"
	PN014 Sand 62	Blocks 1, 4, 5, 9 applique	1 Yard	12 Yards - cut 12 - 1 yard cuts
	PN014 Slate 92	Block 8 background, 1, 3, 8 applique	2/3 Yard	8 Yards - cut 12 - 2/3 yard cuts
	PN014 Smoke 173	Blocks 1, 6 backgrounds, block 1, 6 applique	1 1/8 Yards	13 1/2 Yards - cut 12 - 1 1/8 yard cuts
	PN014 Taupe 80	Blocks 1, 6, 7 applique	1 Yard	12 Yards - cut 12 - 1 yard cuts

SWATCH	FABRIC	PLACEMENT	SINGLE KIT	12 KITS
	PN043 Aspen 367	Blocks 2, 4, 6, 9 applique *directional with 11" repeat*	1/3 Yard	4 Yards - cut 12 - 1/3 yard cuts
	PN043 Ice 176	Blocks 5, 7 applique *directional with 11" repeat*	4 1/2" X 21"	3/4 Yard - cut 6 - 4 1/2" x wof - subcut 12 - 4 1/2" x 21"
	PN044 Ice 176	Block 3 background, blocks 3, 5, 7 applique *full wof required for repeat*	1/2 Yard	6 Yards - cut 12 - 1/2 yard cuts
	PN045 Cinnabar 528	Blocks 2, 5 applique *directional*	9" X 14"	1 Yard - cut 4 - 9" x wof - subcut 12 - 9" x 14"
	PN045 Natural 20	Blocks 2, 4, 5, 8, 9 applique *directional*	1/4 Yard	3 Yards - cut 12 - 1/4 yard cuts
	PN045 Teal 21	Blocks 4, 9 applique *directional*	4" X 10"	1 1/2 Yards - cut 12 - 4" x 10" pieces - *need light section*
	PN046 Sand Dollar 501	Block 3 applique	1/8 Yard	1 1/2 Yards - cut 12 - 1/8 yard cuts

