






















Dog Park








by McKenna Ryan











SWATCH	FABRIC	PLACEMENT	SINGLE KIT	12 KITS
BLOCK 1 - UNLEASHED!				
	PN014 Robins Egg 194	Background	37" X wof	12 1/3 Yards - cut 12 - 37" x wof
	PN014 Jade 29	Grass, shadows	37" X wof	12 1/3 Yards - cut 12 - 37" x wof
	PN046 Sand Dollar 501	Tree branch	3" X 13"	1/3 Yard - cut 4 - 3" x wof - subcut 12 - 3" x 13"
	PN047 Mist 521	Tree leaves, trees	6" X 21"	1 Yard - cut 6 - 6" x wof - cut each on fold
	PN049 Moss 98	Tree leaves, trees	5" X 21"	30" X wof - cut 6 - 5" x wof - cut each on fold
	K2493 Cypress 580	Tree leaves	4 1/2" X 21"	3/4 Yard - cut 6 - 4 1/2" x wof - cut each on fold

SWATCH	FABRIC	PLACEMENT	SINGLE KIT	12 KITS
	PN049 Emerald 31	Tree	4 1/2" X 6"	1/4 Yard - cut 2 - 4 1/2" x wof - subcut 12 - 4 1/2" x 6"
	PN047 Smoke 173	Tree	4" X 5"	8" X wof - cut 2 - 4" x wof - subcut 12 - 4" x 5"
	839 Bluegrass 581	Bushes	4 1/2" X 28"	1 1/2 Yards - cut 12 - 4 1/2" x wof - trim to 4 1/2" x 28"
	L2578 Spinach 377	Bushes	8" X 14"	32" X wof - cut 4 - 8" x wof - subcut 12 - 8" x 14"
	1384 Cream 33	Flowers, bird	4 1/2" X 7"	1/4 Yard - cut 2 - 4 1/2" x wof - subcut 12 - 4 1/2" x 7"
	Scrap Of Bright Pink	Flowers	4" X 4"	8" X wof - cut 2 - 4" x wof - subcut 12 - 4" x 4"
	Scrap Of Bright Yellow	Flower centers, ball	4" X 5"	8" X wof - cut 2 - 4" x wof - subcut 12 - 4" x 5"








SWATCH	FABRIC	PLACEMENT	SINGLE KIT	12 KITS
	1895 Spinach 377	Flower stem	4 1/2" X 7"	1/4 Yard - cut 2 - 4 1/2" x wof - subcut 12 - 4 1/2" x 7"
	L2570 Paisley 539	Grass, collar	4" X 5"	8" X wof - cut 2 - 4" x wof - subcut 12 - 4" x 5"
	1895 Blacklight 537	Gate, dogs, bird	1/4 Yard	3 Yards - cut 12 - 1/4 yard cuts
	PN048 Glacier 183	Bird	4" X 4"	8" X wof - cut 2 - 4" x wof - subcut 12 - 4" x 4"
	K2493 Bluff 511	Bird	2" X 2"	2" X wof - subcut 12 - 2" x 2"
	PN014 Taupe 80	Dogs, tree trunks	1/2 Yard	6 Yards - cut 12 - 1/2 yard cuts
	Scrap Of Bright Blue Print	Dane collar	2" X 7"	4" X wof - cut 2 - 2" x wof - subcut 12 - 2" x 7"








SWATCH	FABRIC	PLACEMENT	SINGLE KIT	12 KITS
	PN014 Slate 92	Dogs	8" X wof	2 2/3 Yards - cut 12 - 8" x wof
	PN014 Grizzly 260	Dogs	7" X wof	2 1/3 Yards - cut 12 - 7" x wof
	PN014 Sand 62	Dogs	1/3 Yard	4 Yards - cut 12 - 1/3 yard cuts
	K2551 Magenta 72	Frisbee, bows, collars	4" X 4"	8" X wof - cut 2 - 4" x wof - subcut 12 - 4" x 4"
	Scrap Of Pale Pink	Dog tongues	3" X 3"	3" X wof - cut 12 - 3" x 3"
	L2566 Claret 35	Inner border, binding	1/2 Yard	6 Yards - cut 12 - 1/2 yard cuts
	L2561 Big Sur 550	Outer border	1/2 Yard	6 Yards - cut 12 - 1/2 yard cuts








SWATCH	FABRIC	PLACEMENT	SINGLE KIT	12 KITS
BLOCK 2 - THRILL OF THE CHASE				
	PN014 Robins Egg 194	Background	1/2 Yard	6 Yards - cut 12 - 1/2 yard cuts
	PN014 Jade 29	Grass, shadow	1/2 Yard	6 Yards - cut 12 - 1/2 yard cuts
	PN046 Sand Dollar 501	Branch, tree trunk	10" X wof	3 1/3 Yards - cut 12 - 10" x wof
	PN047 Mist 521	Tree leaves, tree	4 1/2" X 21"	3/4 Yard - cut 6 - 4 1/2" x wof - cut each on fold
	PN049 Moss 98	Tree leaves, tree	5" X 12"	20" X wof - cut 4 - 5" x wof - subcut 12 - 5" x 12"
	K2493 Cypress 580	Tree leaves, collar, tag	7" X 33"	1 Yard + 30" - cut 2 - 33" x wof - subcut 12 - 7" x 33"







SWATCH	FABRIC	PLACEMENT	SINGLE KIT	12 KITS
	PN049 Emerald 31	Trees	4 1/2" X 10"	3/8 Yard - cut 3 - 4 1/2" x wof - subcut 12 - 4 1/2" x 10"
	839 Bluegrass 581	Bushes	4" X 8"	1/3 Yard - cut 3 - 4" x wof - subcut 12 - 4" x 8"
	L2578 Spinach 377	Bush	4 1/2" X 5"	1/4 Yard - cut 2 - 4 1/2" x wof - subcut 12 - 4 1/2" x 5"
	PN014 Taupe 80	Tree trunks, squirrel, dog	8" X wof	2 2/3 Yards - cut 12 - 8" x wof
	Scrap Of Bright Pink	Flowers	3" X 3"	3" X wof - cut 12 - 3" x 3"
	Scrap Of Bright Yellow	Flower centers	2" X 3"	2" X wof - cut 12 - 2" x 3"
	PN014 Grizzly 260	Dogs	8" X wof	2 2/3 Yards - cut 12 - 8" x wof








SWATCH	FABRIC	PLACEMENT	SINGLE KIT	12 KITS
	1895 Blacklight 537	Dogs, squirrel	4" X 4"	8" X wof - cut 2 - 4" x wof - subcut 12 - 4" x 4"
	Scrap Of Pink Print	Collar	2" X 2"	2" X wof - cut 12 - 2" x 2"
	PN014 Sand 62	Dogs, squirrel	3/8 Yard	4 1/2 Yards - cut 12 - 3/8 yard cuts
	L2566 Claret 35	Inner border, binding	1/2 Yard	6 Yards - cut 12 - 1/2 yard cuts
	L2561 Big Sur 550	Outer border	3/8 Yard	4 1/2 Yards - cut 12 - 3/8 yard cuts
BLOCK 3 - TEETER TOTS				
	PN014 Eggplant 34	Background	15 1/2" X 20"	5 Yards + 6" - cut 12 - 15 1/2" x wof - subcut 12 - 15 1/2" x 20" from light half of fabric







SWATCH	FABRIC	PLACEMENT	SINGLE KIT	12 KITS
	PN014 Jade 29	Grass, shadow	20" X wof	6 2/3 Yards - cut 12 - 20" x wof
	PN047 Smoke 173	Trees	4" X 10"	1/3 Yard - cut 3 - 4" x wof - subcut 12 - 4" x 10"
	PN047 Mist 521	Trees	4" X 10"	1/3 Yard - cut 3 - 4" x wof - subcut 12 - 4" x 10"
	L2564 Juneau 247	Seesaw top	3" X 20"	1/2 Yard - cut 6 - 3" x wof - cut each on fold
	PN014 Ice 176	Seesaw frame	3" X 7"	6" X wof - cut 2 - 3" x wof - subcut 12 - 3" x 7" Cut from gray section
	1895 Spinach 377	Flower stems	4 1/2" X 7"	1/4 Yard - cut 2 - 4 1/2" x wof - subcut 12 - 4 1/2" x 7"
	Scrap Of Fuchsia	Flowers	2" X 3"	2" X wof - cut 12 - 2" x 3"

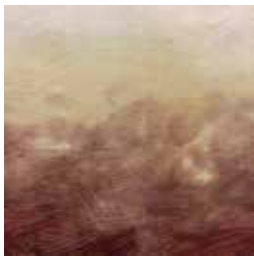





SWATCH	FABRIC	PLACEMENT	SINGLE KIT	12 KITS
	Scrap Of Bright Pink	Flower	2" X 2"	2" X wof - cut 12 - 2" x 2"
	Scrap Of Purple	Flowers	2" X 3"	2" X wof - cut 12 - 2" x 3"
	Scrap Of White	Flowers	2" X 3"	2" X wof - cut 12 - 2" x 3"
	Scrap Of Bright Yellow	Flower centers	2" X 2"	2" X wof - cut 12 - 2" x 2"
	Scrap Of Gray/Blue	Seesaw base	3" X 20"	1/2 Yard - cut 6 - 3" x wof - cut each on fold
	1895 Blacklight 537	Dogs	4" X 4"	8" X wof - cut 2 - 4" x wof - subcut 12 - 4" x 4"
	Scrap Of Purple/ Blue Print	Collar, tag	2" X 2"	2" X wof - cut 12 - 2" x 2"

SWATCH	FABRIC	PLACEMENT	SINGLE KIT	12 KITS
	PN014 Sand 62	Dogs	1/8 Yard	1 1/2 Yards - cut 12 - 1/8 yard cuts
	Scrap Of Pink Print	Bows, collar, tag	2" X 2"	2" X wof - cut 12 - 2" x 2"
	Scrap Of Pale Pink	Dog tongue	2" X 2"	2" X wof - cut 12 - 2" x 2"
	PN014 Natural 20	Dogs	3" X wof	1 Yard - cut 12 - 3" x wof
	PN014 Slate 92	Dogs	7" X wof	2 1/3 Yards - cut 12 - 7" x wof
	PN014 Grizzly 260	Dog	4" X wof	1 1/3 Yards - cut 12 - 4" x wof
	L2566 Claret 35	Inner border, binding	1/3 Yard	4 Yards - cut 12 - 1/3 yard cuts








SWATCH	FABRIC	PLACEMENT	SINGLE KIT	12 KITS
	L2561 Big Sur 550	Outer border	1/4 Yard	3 Yards - cut 12 - 1/4 yard cuts
BLOCK 4 - PAW WARS				
	PN014 Smoke 173	Background	20" X 15 1/2"	6 2/3 Yards - cut 12 - 20" x wof - subcut 12 - 20" x 15 1/2" from dark half of fabric *the remainder of these cuts can be used for the background for block 5*
	L2570 Paisley 539	Grasses	4 1/2" X 10"	3/8 Yard - cut 3 - 4 1/2" x wof - subcut 12 - 4 1/2" x 10"
	L2563 Big Sur 550	Blanket, butterfly body	5 1/2" X 19"	33" X wof - cut 6 - 5 1/2" x wof - cut each on fold
	Scrap Of Pink/Orange Print	Butterfly wings	4" X 4"	8" X wof - cut 2 - 4" x wof - subcut 12 - 4" x 4"
	L2575 Latte 205	Dog	9" X 12"	1 Yard - cut 3 - 12" x wof - subcut 12 - 9" x 12"







SWATCH	FABRIC	PLACEMENT	SINGLE KIT	12 KITS
	K2483 Antique Beige A25	Dogs	4 1/2" X 10"	3/8 Yard - cut 3 - 4 1/2" x wof - subcut 12 - 4 1/2" x 10"
	Scrap Of Brown	Dogs	3" X 3"	3" X wof - cut 12 - 3" x 3"
	Scrap Of White	Dogs	3" X 3"	3" X wof - cut 12 - 3" x 3"
	K2493 Bluff 511	Dog	9" X 14"	1 Yard - cut 4 - 9" x wof - subcut 12 - 9" x 14"
	Scrap Of Fuchsia Print	Collar	2" X 4"	4" X wof - cut 12 - 2" x 4"
	K2544 Aquarius 536	Braided rope	3" X wof	1 Yard - cut 12 - 3" x wof
	L2566 Claret 35	Inner border, binding	1/3 Yard	4 Yards - cut 12 - 1/3 yard cuts







SWATCH	FABRIC	PLACEMENT	SINGLE KIT	12 KITS
	L2561 Big Sur 550	Outer border	1/4 Yard	3 Yards - cut 12 - 1/4 yard cuts
BLOCK 5 - DOGGONE DIZZY				
	PN014 Smoke 173	Background	16 1/2" X 15 1/2"	5 1/2 Yards - cut 12 - 16 1/2" x wof - subcut 12 - 16 1/2" x 15 1/2" from light half of fabric * or use remaining PN014 smoke fabric from block 4*
	PN014 Jade 29	Grass	16" X 8"	5 1/3 Yards - cut 12 - 16" x wof - subcut 12 - 16" x 8" pieces from dark section *see cover photo for color detail*
	PN047 Mist 521	Trees	6" X 10"	1/2 Yard - cut 3 - 6" x wof - subcut 12 - 6" x 10"
	PN047 Smoke 173	Trees	4 1/2" X 10"	3/8 Yard - cut 3 - 4 1/2" x wof - subcut 12 - 4 1/2" x 10"
	PN014 Ice 176	Merry go round	15" X wof	5 Yards - cut 12 - 15" x wof








SWATCH	FABRIC	PLACEMENT	SINGLE KIT	12 KITS
	PN014 Grizzly 260	Dogs	8" X wof	2 2/3 Yards - cut 12 - 8" x wof
	PN014 Taupe 80	Dog	4" X wof	1 1/3 Yards - cut 12 - 4" x wof
	1895 Blacklight 537	Dogs	2" X 2"	2" X wof - cut 12 - 2" x 2"
	Scrap Of Pale Pink	Dog tongues	2" X 2"	2" X wof - cut 12 - 2" x 2"
	L2566 Claret 35	Inner border, binding	1/3 Yard	4 Yards - cut 12 - 1/3 yard cuts
	L2561 Big Sur 550	Outer border	1/4 Yard	3 Yards - cut 12 - 1/4 yard cuts








SWATCH	FABRIC	PLACEMENT	SINGLE KIT	12 KITS
BLOCK 6 - BENCH WARMERS				
	PN014 Ice 176	Background, shade	25" X wof	8 1/3 Yards - cut 12 - 25" x wof
	1895 Mink 308	Tree, branch	9" X 34"	2 Yards + 30" - cut 3 - 34" x wof - subcut 12 - 9" x 34"
	PN045 Olive 96	Tree moss	1/4 Yard	3 Yards - cut 12 - 1/4 yard cuts
	1895 Blacklight 537	Bench, dogs	4 1/2" X 21"	3/4 Yard - cut 6 - 4 1/2" x wof - cut each on fold
	PN045 Natural 20	Bench boards	13 1/2" X 6"	3/4 Yard - cut 2 - 13 1/2" x wof - subcut 12 - 13 1/2" x 6"
	L2578 Spinach 377	Bush	6" X 6"	1/3 Yard - cut 2 - 6" x wof - subcut 12 - 6" x 6"







SWATCH	FABRIC	PLACEMENT	SINGLE KIT	12 KITS
	K2493 Bluff 511	Dog	4" X 8"	8" X wof - cut 2 - 4" x wof - subcut 12 - 4" x 8"
	K2483 Antique Beige A25	Dog	2" X 3"	2" X wof - cut 12 - 2" x 3"
	PN014 Grizzly 260	Dogs	1/4 Yard	3 Yards - cut 12 - 1/4 yard cuts
	PN014 Slate 92	Dog	3" X wof	1 Yard - cut 12 - 3" x wof
	PN014 Natural 20	Dogs	7" X wof	2 1/3 Yards - cut 12 - 7" x wof
	Scrap Of Pink	Flower	2" X 2"	2" X wof - cut 12 - 2" x 2"
	Scrap Of Fuchsia	Flower	2" X 2"	2" X wof - cut 12 - 2" x 2"








SWATCH	FABRIC	PLACEMENT	SINGLE KIT	12 KITS
	Scrap Of White	Flowers	2" X 3"	2" X wof - cut 12 - 2" x 3"
	Scrap Of Bright Yellow	Flower centers	2" X 2"	2" X wof - cut 12 - 2" x 2"
	1895 Spinach 377	Flower stem	3" X 4 1/2"	4 1/2" X wof - cut 12 - 3" x 4 1/2"
	Scrap Of Dark Purple	Collar	2" X 2"	2" X wof - cut 12 - 2" x 2"
	Scrap Of Light Blue	Dog tags	2" X 2"	2" X wof - cut 12 - 2" x 2"
	Scrap Of Red Print	Dog scarf	2" X 2"	2" X wof - cut 12 - 2" x 2"
	Scrap Of Green Print	Collar	2" X 2"	2" X wof - cut 12 - 2" x 2"








SWATCH	FABRIC	PLACEMENT	SINGLE KIT	12 KITS
	Scrape Of Pale Pink	Dog tongues	2" X 2"	2" X wof - cut 12 - 2" x 2"
	Scrap Of Orange/ Pink Print	Collar	2" X 3"	2" X wof - cut 12 - 2" x 3"
	L2566 Claret 35	Inner border, binding	1/3 Yard	4 Yards - cut 12 - 1/3 yard cuts
	L2561 Big Sur 550	Outer border	1/2 Yard	6 Yards - cut 12 - 1/2 yard cuts
BLOCK 7 - DOGGIE PADDLE				
	PN014 Robins Egg 194	Background sky	6 1/2" X 29 1/2"	2 Yards + 6" - cut 12 - 6 1/2" x wof - trim to 6 1/2" x 29 1/2"
	PN048 Glacier 183	Background water	10 1/2" X 29 1/2"	3 1/2 Yards - cut 12 - 10 1/2" x wof - trim to 10 1/2" x 29 1/2"








SWATCH	FABRIC	PLACEMENT	SINGLE KIT	12 KITS
	PN046 Natural 20	Hillsides	4" X 26"	1 1/3 Yards - cut 12 - 4" x wof - trim to 4" x 26"
	PN049 Moss 98	Bushes	4" X 21"	2/3 Yard - cut 6 - 4" x wof - cut each on fold
	L2570 Paisley 539	Grasses	4" X 21"	2/3 Yard - cut 6 - 4" x wof - cut each on fold
	PN045 Teal 21	Water grasses	8" X 30"	2 2/3 Yards - cut 12 - 8" x wof - trim each to 8" x 30"
	PN047 Natural 20	Water grass tops	4 1/2" X 7"	1/4 Yard - cut 2 - 4 1/2" x wof - subcut 12 - 4 1/2" x 7"
	PN045 Cinnabar 528	Stick	12" X 3"	12" X wof - cut 12 - 12" x 3"
	K2483 Antique Beige A25	Dog	4 1/2" X 14"	1/2 Yard - cut 4 - 4 1/2" x wof - subcut 12 - 4 1/2" x 14"






SWATCH	FABRIC	PLACEMENT	SINGLE KIT	12 KITS
	K2493 Bluff 511	Dog	4" X 4"	8" X wof - cut 2 - 4" x wof - subcut 12 - 4" x 4"
	PN014 Taupe 80	Dog	1/8 Yard	1 1/2 Yards - cut 12 - 1/8 yard cuts
	PN014 Slate 92	Dogs	1/8 Yard	1 1/2 Yards - cut 12 - 1/8 yard cuts
	1895 Blacklight 537	Dogs	3" X 3"	3" X wof - cut 12 - 3" x 3"
	Scrap Of Brown Print	Dog	3" X 3"	3" X wof - cut 12 - 3" x 3"
	Scrap Of Dark Blue/Gray	Birds	3" X 4"	4" X wof - cut 12 - 3" x 4"
	Scrap Of Red/Gray Print	Dog collar	2" X 2"	2" X wof - cut 12 - 2" x 2"








SWATCH	FABRIC	PLACEMENT	SINGLE KIT	12 KITS
	L2566 Claret 35	Inner border, binding	1/2 Yard	6 Yards - cut 12 - 1/2 yard cuts
	L2561 Big Sur 550	Outer border	1/2 Yard	6 Yards - cut 12 - 1/2 yard cuts
COMPLETE DOG PARK QUILT				
	1384 Cream 33	1	4 1/2" X 7"	1/4 Yard - cut 2 - 4 1/2" x wof - subcut 12 - 4 1/2" x 7"
	1895 Blacklight 537	1, 2, 3, 5, 6, 7	3/8 Yard	4 1/2 Yards - cut 12 - 3/8 yard cuts
	1895 Mink 308	6	9" X 34"	2 Yards + 30" - cut 3 - 34" x wof - subcut 12 - 9" x 34"
	1895 Spinach 377	1, 3, 6	4 1/2" X 21"	3/4 Yard - cut 6 - 4 1/2" x wof - cut each on fold

SWATCH	FABRIC	PLACEMENT	SINGLE KIT	12 KITS
	839 Bluegrass 581	1, 2	4 1/2" X 36"	1 1/2 Yards - cut 12 - 4 1/2" x wof - subcut 12 - 4 1/2" x 36"
	K2483 Antique Beige A25	4, 6, 7	4 1/2" X 26"	1 Yard +16" - cut 2 - 26" x wof - subcut 12 - 4 1/2" x 26"
	K2493 Bluff 511	1, 4, 6, 7	9" X 21"	1 1/2 Yards - cut 6 - 9" x wof - cut each on fold
	K2493 Cypress 580	1, 2	1/4 Yard	3 Yards - cut 12 - 1/4 yard cuts
	K2544 Aquarius 536	4	3" X wof	1 Yard - cut 12 - 3" x wof
	K2551 Magenta 72	1	4" X 4"	8" X wof - cut 2 - 4" x wof - subcut 12 - 4" x 4"
	L2563 Big Sur 550	4	5 1/2" X 19"	33" X wof - cut 6 - 5 1/2" x wof - cut each on fold








SWATCH	FABRIC	PLACEMENT	SINGLE KIT	12 KITS
	L2564 Juneau 247	3	3" X 20"	1/2 Yard - cut 6 - 3" x wof - cut each on fold
	L2570 Paisley 539	1, 4, 7	4 1/2" X 36"	1 1/2 Yards - cut 12 - 4 1/2" x wof - subcut 12 - 4 1/2" x 36"
	L2575 Latte 205	4	9" X 12"	1 Yard - cut 3 - 12" x wof - subcut 12 - 9" x 12"
	L2578 Spinach 377	1, 2, 6	9" X 21"	1 1/2 Yards - cut 6 - 9" x wof - cut each on fold
	PN014 Eggplant 34	3 Background	15 1/2" X 20"	5 Yards + 6" - cut 12 - 15 1/2" x wof - subcut 12 - 15 1/2" x 20" from light half of fabric
	PN014 Grizzly 260	1, 2, 3, 5, 6, Border app	1 Yard	12 Yards - cut 12 - 1 yard cuts
	PN014 Ice 176	3, 5, 6 Background	1 Yard + 7"	14 1/3 Yards - cut 12 - 1 yd + 7" x wof cuts

SWATCH	FABRIC	PLACEMENT	SINGLE KIT	12 KITS
	PN014 Jade 29	1, 2, 3, 5	2 Yards + 19"	30 1/3 Yards - cut 12 - 2 yd +19" x wof cuts
	PN014 Natural 20	3, 6	10" X wof	3 1/3 Yards - cut 12 - 10" x wof
	PN014 Robins Egg 194	1, 2 And 7 backgrounds	3 yards	36 Yards - cut 12 - 3 yard cuts
	PN014 Sand 62	1, 2, 3	30" X wof	10 Yards - cut 12 - 30" x wof cuts
	PN014 Slate 92	1, 3, 6, 7, Border app	1 Yard	12 Yards - cut 12 - 1 yard cuts
	PN014 Smoke 173	4 And 5 backgrounds	20" X wof	6 2/3 Yards - cut 12 - 20" x wof cuts
	PN014 Taupe 80	1, 2, 5, 7	1 Yard	12 Yards - cut 12 - 1 yard cuts

SWATCH	FABRIC	PLACEMENT	SINGLE KIT	12 KITS
	PN045 Cinnabar 528	7	12" X 3"	12" X wof - cut 12 - 12" x 3"
	PN045 Natural 20	6	13 1/2" X 6"	3/4 Yard - cut 2 - 13 1/2" x wof - subcut 12 - 13 1/2" x 6"
	PN045 Olive 96	6	1/4 Yard	3 Yards - cut 12 - 1/4 yard cuts
	PN045 Teal 21	7	8" X 30"	2 2/3 Yards - cut 12 - 8" x wof - trim each to 8" x 30"
	PN046 Natural 20	7	4" X 26"	1 1/3 Yards - cut 12 - 4" x wof - trim each to 4" x 26"
	PN046 Sand Dollar 501	1, 2	1/3 Yard	4 Yards - cut 12 - 1/3 yard cuts
	PN047 Mist 521	1, 2, 3, 5	10" X wof	3 1/3 Yards - cut 12 - 10" x wof

SWATCH	FABRIC	PLACEMENT	SINGLE KIT	12 KITS
	PN047 Natural 20	7	4 1/2" X 7"	1/4 Yard - cut 2 - 4 1/2" x wof - subcut 12 - 4 1/2" x 7"
	PN047 Smoke 173	1, 3, 5	4 1/2" X 25"	1 Yard + 14" - cut 2 - 25" x wof - subcut 12 - 4 1/2" x 25"
	PN048 Glacier 183	1, 7 Background	10 1/2" X 33"	2 3/4 Yards - cut 3 - 33" x wof - subcut 12 - 10 1/2" x 33"
	PN049 Emerald 31	1, 2	4 1/2" X 16"	3/4 Yard - cut 6 - 4 1/2" x wof - subcut 12 - 4 1/2" x 16"
	PN049 Moss 98	1, 2, 7	1/4 Yard	3 Yards - cut 12 - 1/4 yard cuts
	Scrap Of Bright Blue Print	1	2" X 7"	4" X wof - cut 2 - 2" x wof - subcut 12 - 2" x 7"
	Scrap Of Bright Pink	1, 2, 3	4" X 9"	1/3 Yard - cut 3 - 4" x wof - subcut 12 - 4" x 9"

SWATCH	FABRIC	PLACEMENT	SINGLE KIT	12 KITS
	Scrap Of Bright Yellow	1, 2, 3, 6	4 1/2" X 10"	3/8 Yard - cut 3 - 4 1/2" x wof - subcut 12 - 4 1/2" x 10"
	Scrap Of Brown	4	3" X 3"	3" X wof - cut 12 - 3" x 3"
	Scrap Of Brown Print	7	3" X 3"	3" X wof - cut 12 - 3" x 3"
	Scrap Of Dark Blue/Gray	7	3" X 4"	4" X wof - cut 12 - 3" x 4"
	Scrap Of Dark Purple	6	2" X 2"	2" X wof - cut 12 - 2" x 2"
	Scrap Of Fuchsia	3, 6	4" X 5"	8" x wof - cut 2 - 4" x wof - subcut 12 - 4" x 5"
	Scrap Of Fuchsia Print	4	2" X 4"	4" X wof - cut 12 - 2" x 4"

SWATCH	FABRIC	PLACEMENT	SINGLE KIT	12 KITS
	Scrap Of Gray/Blue	3	3" X 20"	1/2 Yard - cut 6 - 3" x wof - cut each on fold
	Scrap Of Green Print	6	2" X 2"	2" X wof - cut 12 - 2" x 2"
	Scrap Of Light Blue	6	2" X 2"	2" X wof - cut 12 - 2" x 2"
	Scrap Of Orange/Pink Print	4, 6, Border app	4" X 7"	8" X wof - cut 2 - 4" x wof - subcut 12 - 4" x 7"
	Scrap Of Pale Pink	1, 3, 5, 6	4 1/2" X 7"	1/4 Yard - cut 2 - 4 1/2" x wof - subcut 12 - 4 1/2" x 7"
	Scrap Of Pink Print	2, 3	2" X 3"	2" X wof - cut 12 - 2" x 3"
	Scrap Of Purple	3	2" X 3"	2" X wof - cut 12 - 2" x 3"

SWATCH	FABRIC	PLACEMENT	SINGLE KIT	12 KITS
	Scrap Of Purple/ Blue Print	3	2" X 2"	2" X wof - cut 12 - 2" x 2"
	Scrap Of Red Print	6	2" X 2"	2" X wof - cut 12 - 2" x 2"
	Scrap Of Red/Gray Print	7	2" X 2"	2" X wof - cut 12 - 2" x 2"
	Scrap Of White	3, 4, 6	4" X 7"	8" X wof - cut 2 - 4" x wof - subcut 12 - 4" x 7"
	Fabric Of Choice	Border app leash	6" X wof	2 Yards - cut 12 - 6" x wof cuts
	L2561 Big Sur 550	Outer border	1 1/4 Yard	15 Yards - cut 12 - 1 1/4 yard cuts