






Blooms of *Inspiration*







McKenna Ryan

Please refer to pattern and photo on pattern cover as a guide.

We strongly suggest you thoroughly read the Materials Needed List in the pattern before cutting, to familiarize yourself with the fabrics and pattern, as well as checking our website www.pineneedles.com for any corrections that may have been issued to the pattern or the fabric list.

Blooms of Inspiration - Buckets of Blooms			
Fabric	SKU	Placement	Single Quilt
	MRD17-A4 Antique Black	Background top; Labels A5, B11 and C7	$\frac{1}{2}$ yard or 16 $\frac{1}{2}$ " x 27" piece *Directional
	MRD12-342 Woody	Background bottom; Bird Beak B6; Shadows A1, B7 and C1	$\frac{5}{8}$ yard for color matching original or 8" x WOF piece *Directional
	MRD15-76 Pewter	Tins A2, B8 and C4	$\frac{1}{4}$ yard *Note: to match original, fabric must contain the full width tile print
	MRD14-80 Taupe	Trim A3, A6, A7, B9, B12, B13, C5, C8 and C9; Bird Belly B2	$\frac{1}{8}$ yard or 3 $\frac{1}{2}$ " x 10" piece
	MRD14-134 Parchment	Labels A4, B10 and C6; Bird Head B3	$\frac{1}{8}$ yard or 4" x 7" piece

Blooms of Inspiration - Buckets of Blooms			
Fabric	SKU	Placement	Single Quilt
	MRD9-33 Cream	Hydrangeas A11, A15, B15, B21, C11 and C12; Leaves A12, A13, B19 and B20	$\frac{1}{4}$ yard
	MRD9-674 Light Gray	Hydrangeas A8, A9, A10, A14, B14, B16, B17, B18, C3, C10, C13, and C15; Leaves C2, C14	$\frac{1}{4}$ yard
	1895-4 Black	Bird Headcap B4	$\frac{1}{8}$ yard or 2" x 2" piece
	1895-28 Silver	Bird Tail B1; Bird Wing B5	$\frac{1}{8}$ yard or 2" x 2" piece