

Joyeux Noël



59" x 59"

McKenna Ryan








Please refer to individual pattern and photo on pattern cover as a guide.







We strongly suggest you thoroughly read the Materials Needed List on the pattern before cutting to familiarize yourself with the fabrics and pattern as well as checking our website **[www.pineneedles.com](http://www.pineneedles.com)** for any corrections that may have been issued to the pattern or the fabric list.




### **Table of Contents**




Block 1	Wagon	Page 3
Block 2	Window	Page 5
Block 3	Snowman	Page 7
Block 4	Reindeer - Single	Page 10
	Reindeer - Two	Page 12
Block 5	Corner - Single	Page 13
	Corner - Two	Page 14
	Corner - Four	Page 16
	Full Quilt	Page 17












Block 1 - Wagon			
Fabric	SKU	Placement	Single Block
	MRD17-289 Off White	Background	$\frac{3}{8}$ yard or 23" x 15" piece  *Directional
	MRD16-105 Celadon	Trees C and E	$\frac{1}{4}$ yard or 6" x WOF piece  (for best color)
	MRD16-119 Vintage	Trees A, D and I; Lamp Post Light B9 and B10; Poinsettia Centers H5, H9 and H11	$\frac{1}{2}$ yard  (for best color)
	MRD10-D21 Dusty Teal	Tree G	$\frac{1}{4}$ yard or 6" x 10" piece
	MRD2-141 Pine	Poinsettia Leaves H1 and H2; Holly Leaves B1 and B13	$\frac{1}{8}$ yard or 4½" x 21" piece
	1895-292 Cardinal	Bow B14 and B16; Poinsettias H3, H6 and H7; Wagon Wheel Center F11 and F14	$\frac{1}{8}$ yard or 4½" x 6" piece
	1895-5 Red	Bow B15; Poinsettias H4, H8 and H10	$\frac{1}{8}$ yard or 2" x 4½" piece



Block 1 - Wagon			
Fabric	SKU	Placement	Single Block
	1895-537 Blacklight	Lamp Post B2 and B3	$\frac{1}{8}$ yard or 4" x 14" piece
	MRD14-134 Parchment	Lamp Post Snow B4 through B8, B11 and B12	$\frac{1}{8}$ yard or 4" x 4" piece
	MRD14-80 Taupe	Wagon Wheels F9 and F12; Wagon Tongue F1; Wagon Handle F2	$\frac{1}{8}$ yard or 4½" x 7" piece
	MRD12-342 Woody	Wagon F4	$\frac{1}{8}$ yard or 4½" x 10" piece  *Directional
	MRD17-A4 Antique Black	Wagon F3 and F5 through F8	$\frac{1}{8}$ yard or 3" x 10" piece  *Directional
	MRD16-342 Woody	Wagon Wheel Hubs F10 and F13	$\frac{1}{8}$ yard or 1½" x WOF piece  (for best color)

Block 1 - Wagon - Borders, Binding and Backing			
Fabric	SKU	Placement	Single Block
	1895-5 Red	Flange	$\frac{1}{8}$ yard or 3" x WOF piece
	MRD10-D21 Dusty Teal	Outer Border and Binding	$\frac{1}{2}$ yard
	MRD11- 410 Earl Grey	Backing	$\frac{3}{4}$ yard





Block 2 - Window			
Fabric	SKU	Placement	Single Quilt
	MRD14-134 Parchment	Window Backgrounds	$\frac{1}{2}$ yard
	MRD16-105 Celadon	Bough A1 through A4; Trees C1 through C4; Stocking E5; Trees F1 through F4; Trees G1 through G5	$\frac{1}{4}$ yard
	1895-292 Cardinal	Cardinal Wings B2 and E2; Berries D4, D9, D12 and D14	$\frac{1}{8}$ yard or 3" x 4" piece

Block 2 - Window			
Fabric	SKU	Placement	Single Quilt
	1895-5 Red	Cardinal Bodies B1 and E1; Beaks B4 and E4	$\frac{1}{8}$ yard or 4" x 5" piece
	1895-537 Blacklight	Cardinal Masks B3 and E3	$\frac{1}{8}$ yard or 2" x 2" piece
	MRD16-58 Earth	Branches D1 and D2	$\frac{1}{8}$ yard or 4" x WOF piece (for best color)
	MRD2-141 Pine	Holly Leaves D3, D5 through D8, D10, D11 and D13	$\frac{1}{8}$ yard or 4 $\frac{1}{2}$ " x 21" piece (for best color)
	MRD9-194 Robins Egg	Stocking E6	$\frac{1}{8}$ yard or 4" x 6" piece
	MRD9-33 Cream	Stocking Cuff E7; Stocking Patches E8 and E9	$\frac{1}{8}$ yard or 4" x 4" piece
	MRD15-289 Off White	Tree Snow G6	$\frac{1}{4}$ yard or 5 $\frac{1}{2}$ " x 10" piece

Block 2 - Window			
Fabric	SKU	Placement	Single Quilt
	MRD12-342 Woody	Window Sash	½ yard or 15" x WOF piece  *Directional
Block 2 - Window - Border, Binding and Backing			
Fabric	SKU	Placement	Single Quilt
	MRD10-D21 Dusty Teal	Outer Border and Binding	¾ yard
	MRD11- 410 Earl Grey	Backing	1 yard

Block 3 - Snowman			
Fabric	SKU	Placement	Single Block
	MRD17-A4 Antique Black	Background	½ yard or 15" x 23" piece  *Directional
	MRD10-D21 Dusty Teal	Tree D1; Wreath F19; Scarf Knot F18; Hat Band F13	¼ yard or 5½" x 14" piece






Block 3 - Snowman			
Fabric	SKU	Placement	Single Block
	MRD15-289 Off White	Tree A; Tree Snow C2, C3, C4, D2 and D3; Star E	¼ yard
	MRD16-105 Celadon	Trees B and C1; Hat Brim Underside F2	¼ yard or 6" x WOF piece
	MRD14-134 Parchment	Snowman F1, F3, F4 and F20; Ribbon and Bow G10 and G11	¼ yard or 6" x 21" piece
	1895-292 Cardinal	Present G7; Ribbon and Bow G14, G15 and G16; Wreath Bow F21 and F22; Hat Berries F15	¼ yard or 4" x 7" piece
	MRD2-141 Pine	Holly Leaves F14; Wreath Sprig F23; Packages G5 and G13; Bow and Ribbon G6 and G8	¼ yard or 4½" x 21" piece
	MRD9-33 Cream	Packages G1 and G18; Bow Center G12	¼ yard or 4½" x 6" piece
	MRD11-331 Herb	Package G17	¼ yard or 2" x 3" piece






Block 3 - Snowman			
Fabric	SKU	Placement	Single Block
	MRD9-194 Robins Egg	Hat F12; Scarf F16 and F17	$\frac{1}{8}$ yard or 4½" x 14" piece
	1895-192 Pumpkin	Nose F7	$\frac{1}{8}$ yard or 2" x 2" piece
	1895-537 Blacklight	Eyes F5 and F6; Mouth F8; Buttons F9, F10 and F11	$\frac{1}{8}$ yard or 2" x 3" piece
	MRD10-642 Sepia	Ribbon and Bow G2, G3 and G4	$\frac{1}{8}$ yard or 4" x 4" piece
	MR16-342 Woody	Package G9	$\frac{1}{8}$ yard or 2" x 4½" piece
Block 3 - Snowman - Borders, Binding and Backing			
Fabric	SKU	Placement	Single Block
	1895-5 Red	Flange	$\frac{1}{8}$ yard or 3" x WOF piece


### Block 3 - Snowman - Borders, Binding and Backing

Fabric	SKU	Placement	Single Block
	MRD15-289 Off White	Outer Border	¼ yard
	MRD14-134 Parchment	Binding	¼ yard
	MRD11- 410 Earl Grey	Backing	¾ yard





### Block 4 - Reindeer - *Single Left - OR - Right Reindeer Block*







Fabric	SKU	Placement	Single Block
	MRD10-D21 Dusty Teal	Background	½ yard or 15" x 23" piece
	MRD14-80 Taupe	Reindeer L4 or R4	⅓ yard or 12" x 13" piece
	MRD15-289 Off White	Snowflakes L1, L2, L3, L6 and L7 or Snowflakes R1, R2, R3, R6 and R7	⅓ yard or 4½" x 21" piece

### Block 4 - Reindeer - *Single Left - OR - Right Reindeer Block*



Fabric	SKU	Placement	Single Block
	MRD14-105 Celadon	Wreath L5 or R5	$\frac{1}{8}$ yard or 4½" x 5" piece

### Block 4 - Reindeer - Single Block Borders, Binding and Backing





Fabric	SKU	Placement	Single Block
	1895-5 Red	Flange	$\frac{1}{8}$ yard or 3" x WOF piece
	MRD15-289 Off White	Outer Border	$\frac{1}{2}$ yard
	MRD14-134 Parchment	Binding	$\frac{1}{4}$ yard
	MRD11- 410 Earl Grey	Backing	$\frac{3}{4}$ yard



Block 4 - Reindeer - <i>Two Reindeer Blocks</i>			
Fabric	SKU	Placement	Two Blocks
	MRD10-D21 Dusty Teal	Backgrounds	$\frac{2}{3}$ yard or 23" x 30" piece
	MRD14-80 Taupe	Reindeer L4 and R4	$\frac{1}{3}$ yard or 12" x 26" piece
	MRD15-289 Off White	Snowflakes L1, L2, L3, L6, L7, R1, R2, R3, R6 and R7	$\frac{1}{8}$ yard
	MRD14-105 Celadon	Wreaths L5 and R5	$\frac{1}{8}$ yard or 4½" x 10" piece
Block 4 - Reindeer - Two Block Borders, Binding and Backing			
Fabric	SKU	Placement	Two Blocks
	1895-5 Red	Flange	$\frac{1}{8}$ yard
	MRD15-289 Off White	Outer Border	$\frac{3}{4}$ yard





Block 4 - Reindeer - Two Block Borders, Binding and Backing			
Fabric	SKU	Placement	Two Blocks
	MRD14-134 Parchment	Binding	½ yard
	MRD11- 410 Earl Grey	Backing	1½ yards

Block 5 - Corner - Single Corner Block			
Fabric	SKU	Placement	Single Block
	MRD14-105 Celadon	Background	½ yard or 15" x 15" piece
	MRD14-134 Parchment	Brocades 1 and 2	¼ yard or 7" x WOF piece
	MRD10-20 Natural	Brocade 3	⅛ yard
	MRD15-289 Off White	Points 4 and Center 5	¼ yard or 5½" x 20" piece





Block 5 - Corner - Single Block Borders, Binding and Backing			
Fabric	SKU	Placement	Single Block
	1895-5 Red	Flange	$\frac{1}{8}$ yard or 3" x WOF piece
	MRD15-289 Off White	Outer Border	$\frac{1}{4}$ yard
	MRD14-134 Parchment	Binding	$\frac{1}{4}$ yard
	MRD11- 410 Earl Grey	Backing	$\frac{1}{8}$ yard


Block 5 - Corner - Two Corner Blocks - <i>for 3 Block Groupings</i>			
Fabric	SKU	Placement	Two Blocks
	MRD14-105 Celadon	Background	$\frac{1}{2}$ yard or 15" x WOF piece
	MRD14-134 Parchment	Brocades 1 and 2	$\frac{1}{2}$ yard or 14" x WOF piece

## Block 5 - Corner - Two Corner Blocks - *for 3 Block Groupings*

Fabric	SKU	Placement	Two Blocks
	MRD10-20 Natural	Brocade 3	¼ yard
	MRD15-289 Off White	Points 4 and Center 5	¼ yard or 5½" x WOF piece

## 3 Block Grouping Borders, Binding and Backing







Fabric	SKU	Placement	3 Block Grouping
	1895-5 Red	Flange	¼ yard
	MRD10-D21 Dusty Teal	Border and Binding <i>(Wagon grouping only)</i>	¾ yard
	MRD15-289 Off White	Border <i>(Reindeer or Snowman grouping only)</i>	¾ yard
	MRD14-134 Parchment	Binding <i>(Reindeer or Snowman grouping only)</i>	¾ yard

3 Block Grouping Borders, Binding and Backing			
Fabric	SKU	Placement	3 Block Grouping
	MRD11- 410 Earl Grey	Backing	1½ yards






Block 5 - Corner - Four Corner Blocks - <i>for Full Quilt</i>			
Fabric	SKU	Placement	Four Blocks
	MRD14-105 Celadon	Background	7⁄8 yards
	MRD14-134 Parchment	Brocades 1 and 2	¾ yard
	MRD10-20 Natural	Brocade 3	½ yard
	MRD15-289 Off White	Points 4 and Center 5	⅓ yard



Joyeux Noël - Full Quilt			
Fabric	SKU	Placement	Single Quilt
	1895-5 Red	Blocks 1 and 2	$\frac{1}{8}$ yard or 4" x 10" piece
	1895-192 Pumpkin	Block 3	$\frac{1}{8}$ yard or 2" x 2" piece  (or scrap of Orange)
	1895-292 Cardinal	Blocks 1, 2 and 3	$\frac{1}{8}$ yard or 4½" x 16" piece
	1895-537 Blacklight	Blocks 1, 2 and 3	$\frac{1}{8}$ yard or 4" x 20" piece
	MRD2-141 Pine	Blocks 1, 2 and 3	$\frac{1}{4}$ yard
	MRD9-33 Cream	Blocks 2 and 3	$\frac{1}{8}$ yard or 4½" x 10" piece
	MRD9-194 Robins Egg	Blocks 2 and 3	$\frac{1}{8}$ yard or 4½" x 20" piece

Joyeux Noël - Full Quilt			
Fabric	SKU	Placement	Single Quilt
	MRD10-20 Natural	Block 5 (4 Corner Blocks)	½ yard
	MRD10-642 Sepia	Block 3	⅓ yard or 4" x 4" piece
	MRD10-D21 Dusty Teal	Blocks 1, 3 and 4-Backgrounds (2 Reindeer Blocks)	⅓ yard or 23" x 36" piece
	MRD11-331 Herb	Block 3	⅓ yard or 2" x 3" piece
	MRD12-342 Woody	Blocks 1 and 2	½ yard  *Directional
	MRD14-80 Taupe	Blocks 1 and 4 (2 Reindeer Blocks)	⅓ yard or 12" x 33" piece
	MRD14-105 Celadon	Blocks 4 (2 Reindeer Blocks) and 5-Backgrounds (4 Corner Blocks)	⅓ yard

Joyeux Noël - Full Quilt			
Fabric	SKU	Placement	Single Quilt
	MRD14-134 Parchment	Blocks 1, 2-Background, 3 and 5 (4 Corner Blocks)	1 $\frac{1}{8}$ yards
	MRD15-289 Off White	Blocks 2, 3, 4 (2 Reindeer Blocks) and 5 (4 Corner Blocks)	$\frac{1}{2}$ yard
	MRD16-58 Earth	Block 2	$\frac{1}{8}$ yard or 4" x WOF piece
	MRD16-105 Celadon	Blocks 1, 2 and 3	$\frac{1}{2}$ yard
	MRD16-119 Vintage	Block 1	$\frac{1}{8}$ yard
	MRD16-342 Woody	Blocks 1 and 3	$\frac{1}{8}$ yard or 3 $\frac{1}{2}$ " x WOF piece
	MRD17-289 Off White	Block 1-Background	$\frac{2}{3}$ yard or 23" x 15" piece *Directional

Joyeux Noël - Full Quilt			
Fabric	SKU	Placement	Single Quilt
	MRD17-A4 Antique Black	Block 3-Background	½ yard or 15" x 23" piece  *Directional
Joyeux Noël - Full Quilt - Borders, Binding & Backing			
Fabric	SKU	Placement	Single Quilt
	1895-5 Red	Flange	⅛ yard
	MRD15-289 Off White	Border	1⅞ yards
	MRD14-134 Parchment	Binding	⅝ yard
	MRD11-410 Earl Grey	Backing	3¾ yards