

Memory Lane



McKenna Ryan



Please refer to patterns and photo on pattern cover as a guide.








We strongly suggest you thoroughly read the Materials Needed Lists in each pattern before cutting, to familiarize yourself with the fabrics and patterns, as well as checking our website www.pineneedles.com for any corrections that may have been issued to the patterns or the fabric lists.

When making the **FULL Memory Lane** quilt, some fabrics will require less yardage than each individual pattern states. To help eliminate fabric overages, some fabric yardages have been consolidated in the Full Quilt Fabric List beginning on page 12. Please refer to the **Block 1 – Bottles** fabric list below or our website under Pattern Corrections for further information.

Table of Contents

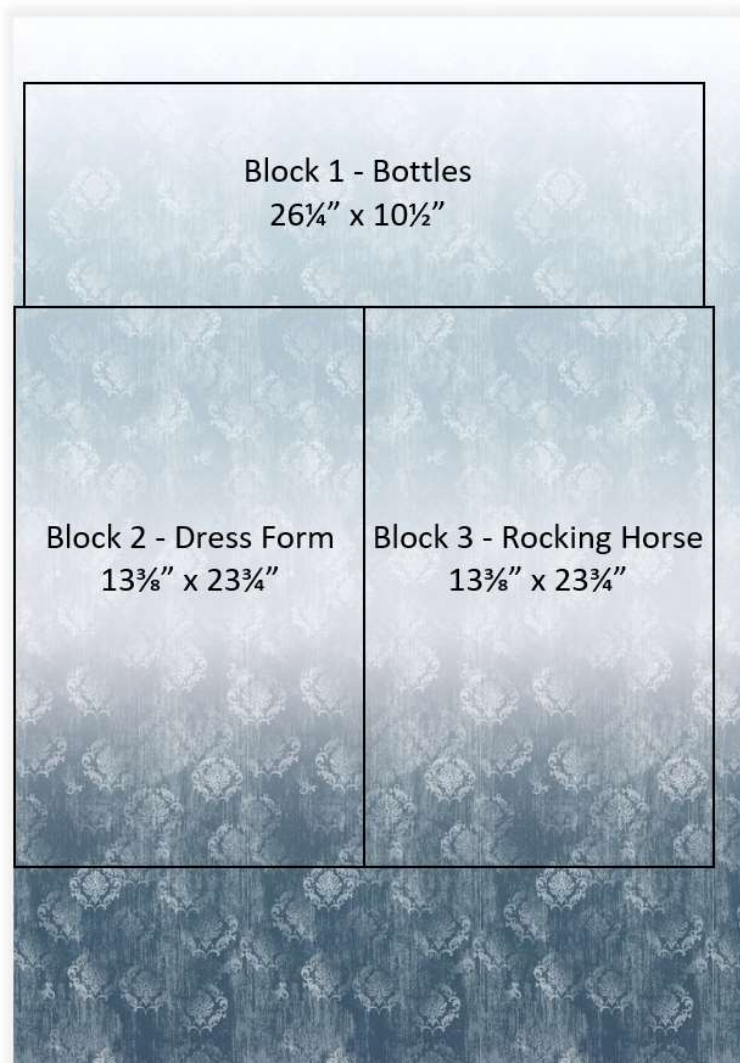
| | | |
|-------------------------------------|---------------|---------|
| Block 1 | Bottles | Page 1 |
| Block 2 | Dress Form | Page 4 |
| Block 3 | Rocking Horse | Page 5 |
| Block 4 | Chair | Page 7 |
| Block 5 | Trunks | Page 9 |
| Full Quilt Consolidated Fabric List | | Page 12 |

| Memory Lane | | | |
|---|-----------------------|--|--|
| Block 1 - Bottles | | | |
| Fabric | SKU | Placement | Single Block |
|  | MRD16-65 Denim | Background **When making the FULL QUILT , backgrounds for Blocks 1, 2 and 3 should be cut from a single ⅝ yard piece of fabric, for best color. See diagram below for cutting** | ⅝ yard or 27¼" LOF x 11½" WOF piece *Directional |
|  | MRD19-24 Alabaster | Window Frame 1, 2, and 5; Arch 4; Filigree 3 **When making the FULL QUILT , a single ¾ yard cut of fabric is required due to the fabric being directional. See diagram below for cutting ** | ½ yard or 13" LOF x 27" WOF piece *Directional |

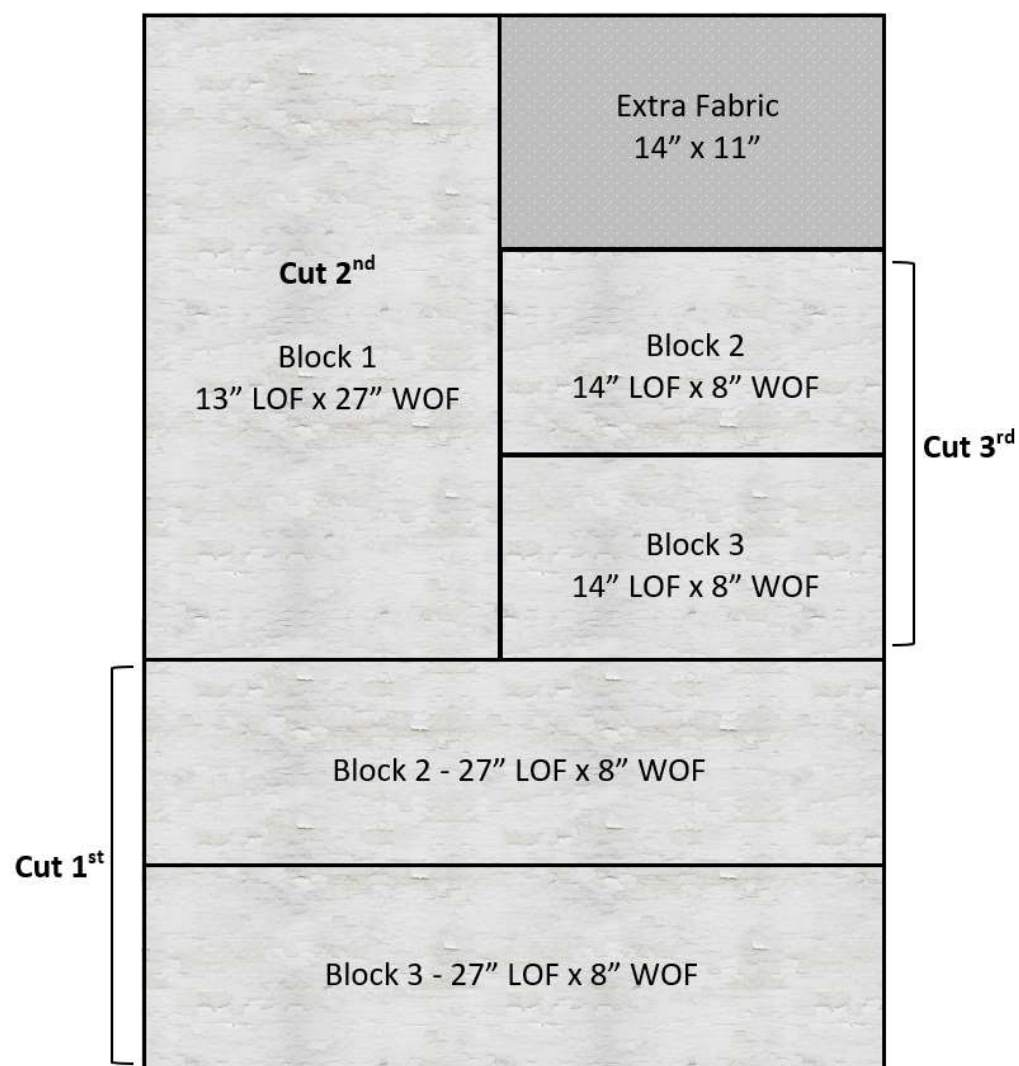
| Block 1 - Bottles | | | |
|---|------------------------|---|--|
| Fabric | SKU | Placement | Single Block |
|  | MRD9-194 Robins Egg | Bottles A3, A4, B7, B8, C1, C2 and C3 | $\frac{1}{8}$ yard or 4½" x 10" piece |
|  | MR20-134 Parchment | Bottles A5, A6, C6, C7, C8, D5, D6 and D7 | $\frac{1}{8}$ yard or 4½" x 14" piece |
|  | MRD20-59 Coral | Bottle B4, B5 and B6 | $\frac{1}{8}$ yard or 4" x 6" piece |
|  | MRD20-190 Ice Blue | Bottles B1, B2, B3, C4 and C5 | $\frac{1}{8}$ yard or 4½" x 10" piece |
|  | MRD20-70 Lavender | Bottle D3 and D4 | $\frac{1}{8}$ yard or 4½" x 6" piece |
|  | MRD13-119 Vintage | Bottle D1 and D2 | $\frac{1}{8}$ yard or 4½" x 7" piece |
|  | MRD9-24 Alabaster | Leaf A1; Flower A2 | $\frac{1}{8}$ yard or 4½" x 6" piece *Cut must have a full flower print |

Please refer to the diagrams below for cutting the background fabric **MRD16-65 Denim** for Blocks 1, 2 and 3 when making the **FULL QUILT** only, for best color and pattern placement of the background fabric. For **MRD19-24 Alabaster** cut for the blocks *in the order indicated below* for Window Frame pieces in Blocks 1, 2 and 3 and appliques.

MRD16-65 Denim



MRD19-24 Alabaster










| Block 2 - Dress Form | | | |
|---|------------------------|--|--|
| Fabric | SKU | Placement | Single Block |
|  | MRD16-65 Denim | Background **For the FULL QUILT , additional fabric is not required. Refer to this fabric in the Block 1 - Bottles fabric list above** | $\frac{1}{2}$ yard or 14½" x 25" piece *Directional |
|  | MRD19-24 Alabaster | Window Frame 2, 3, 6 and 7; Window Sash 1, 4 and 5 **For the FULL QUILT , additional fabric is not required. Refer to this fabric in the Block 1 - Bottles fabric list above** | $\frac{3}{4}$ yard or 25" LOF x 18" WOF piece *Directional |
|  | MRD15-76 Pewter | Cage A1 through A8; Dress Form Cap A9; Waist Band A11; Dress Form Cap A12 | $\frac{1}{8}$ yard or 4½" x 24" piece |
|  | MRD20-717 Greige | Dress Form Body A10 | $\frac{1}{4}$ yard or 9" x 14" piece |
|  | MRD11-410 Earl Grey | Planter B1 and B3 | $\frac{1}{8}$ yard or 4½" x 6" piece |
|  | MRD16-77 Sage | Tree B2 | $\frac{1}{8}$ yard or 4½" x 8" piece *From medium to light green section |







Block 3 - Rocking Horse








| Fabric | SKU | Placement | Single Block |
|---|---------------------------|--|--|
|  | MRD16-65 Denim | Background **For the FULL QUILT , additional fabric is not required. Refer to this fabric in the Block 1 - Bottles fabric list above** | $\frac{1}{2}$ yard or 14 $\frac{1}{2}$ " x 25" piece *Directional |
|  | MRD19-24 Alabaster | Window Sash 1, 4 and 5; Window Frame 2, 3, 6 and 7 **For the FULL QUILT , additional fabric is not required. Refer to this fabric in the Block 1 - Bottles fabric list above** | $\frac{3}{4}$ yard or 25" LOF x 18" WOF piece *Directional |
|  | MRD12-342 Woody | Table Legs A1 through A4 and A6 through A10; Table Edge A11; Tabletop A12 | $\frac{1}{2}$ yard or 15" x WOF piece *Directional, with fabric repeat |
|  | MRD12-134 Parchment | Table Front A5 | $\frac{1}{8}$ yard or 3" x 11" piece *Directional |
|  | MRD20-134 Parchment | Lamp B1 and B3 | $\frac{1}{8}$ yard or 4" x 4" piece |
|  | MRD13-302 Stone | Wheels C2, C5, C7 and C8; Horse Leg C4; Horse Tail C9; Cinch C10; Horse Head C14; Bridle C16 | $\frac{1}{8}$ yard or 4 $\frac{1}{2}$ " x 14" piece *Cut must contain both gray and tan sections |
|  | MRD17-A4 Antique Black | Horse Eye C15; Horse Mouth C20 | $\frac{1}{8}$ yard or 2" x 2" piece |








Block 3 - Rocking Horse



| Fabric | SKU | Placement | Single Block |
|---|----------------------|---|--|
|  | MRD9-33 Cream | Wheels C1 and C6; Horse Body C3 | $\frac{1}{4}$ yard or 6" x 10" piece |
|  | MRD16-714 Fall | Lampshade B4, B5, B6, B8 and B9; Cinch Trim C11 and C12; Saddle C13; Bridle Trim C17, C18 and C19 | $\frac{1}{8}$ yard or 3" x WOF piece |
|  | MRD15-22 Ivory | Lamp B2 and B7 | $\frac{1}{8}$ yard or 4" x 4" piece |
|  | MRD10-91 Amethyst | Flowers D2, E2 and F3 | $\frac{1}{8}$ yard or 4 $\frac{1}{2}$ " x 10" piece |
|  | MRD16-58 Earth | Flower Stems D1, E1 and F1 | $\frac{1}{8}$ yard or 4 $\frac{1}{2}$ " x 12" piece *Directional, cut from medium tan section |








| Block 4 - Chair | | | |
|---|---------------------------|---|--|
| Fabric | SKU | Placement | Single Block |
|  | MRD10-289 Off White | Window Frame Sides and Bottom; Top Arch 1 | $\frac{5}{8}$ yard |
|  | MRD9-24 Alabaster | Flowers D1, D3 through D11, D15, D16, E10, E11, E12, E14 and E15 | $\frac{1}{4}$ yard |
|  | MRD15-76 Pewter | Pitcher Handle D2, Trim D13 and Base D14 | $\frac{1}{8}$ yard or 4" x 7" piece |
|  | MRD10-77 Sage | Greenery E6, E9, E13 and E16 | $\frac{1}{8}$ yard or 4½" x 14" piece |
|  | MRD10-31 Emerald | Topiary Trees A3, A5, E3, E4 and E5 | $\frac{1}{4}$ yard or 9" x 21" piece |
|  | MRD16-77 Sage | Topiary Tree A2 and A4 | $\frac{1}{8}$ yard or 4½" x 7" piece *Directional, cut from dark to medium dark section |
|  | MRD17-A4 Antique Black | Planter Box E7 and E8 | $\frac{1}{4}$ yard or 7" x 14" piece *Directional |

| Block 4 - Chair | | | |
|---|------------------------|----------------------------|---|
| Fabric | SKU | Placement | Single Block |
|  | MRD16-714 Fall | Pots A6, A7, B1, B2 and B3 | $\frac{1}{8}$ yard or 3" x WOF piece |
|  | MRD10-190 Ice Blue | Chair C1 through C12 | $\frac{1}{8}$ yard |
|  | MRD15-289 Off White | Pitcher D12 | $\frac{1}{8}$ yard or 4½" x 7" piece *Cut with tile pattern centered |
|  | MRD16-58 Earth | Tree Trunks A1, E1 and E2 | $\frac{1}{8}$ yard or 2" x 4" piece *Cut from dark brown section |
|  | MRD17-492 Breeze | Blue Borders | 1½ yards *Directional, pieces are cut both WOF and LOF to get correct wood grain |
|  | MRD19-717 Greige | Gray Bottom Border | $\frac{1}{4}$ yard or 5" x WOF piece *Directional |

| Block 5 - Trunks | | | |
|---|---------------------------|---|---|
| Fabric | SKU | Placement | Single Block |
|  | MRD9-24 Alabaster | Flowers A10, A11, A14, A15 and A17 | $\frac{1}{8}$ yard or 4½" x 6" piece |
|  | MRD10-77 Sage | Greenery A1, A7, A12, A13, A16, A18, and F5; Wreath 2, 8, 9, 10 and 14 | $\frac{1}{8}$ yard or 4½" x 24" piece |
|  | MRD10-31 Emerald | Topiary A4, A5 and A6; Greenery D2; Wreath 1, 3 through 7, 11, 12, 13, 15 and 16 | $\frac{1}{4}$ yard or 9" x 24" piece |
|  | MRD16-77 Sage | Greenery D1 | $\frac{1}{8}$ yard or 4½" x 4½" piece *Directional, cut from medium-dark green |
|  | MRD17-A4 Antique Black | Planter Box A8 and A9 | $\frac{1}{4}$ yard or 7" x 14" piece *Directional |
|  | MRD16-714 Fall | Trunk B7 and B8; Trunk C4 through C11; Pot D3 and D4 | $\frac{1}{8}$ yard or 3" x WOF piece |
|  | MRD10-91 Amethyst | Flowers E6 and F6 | $\frac{1}{8}$ yard or 4½" x 10" piece |

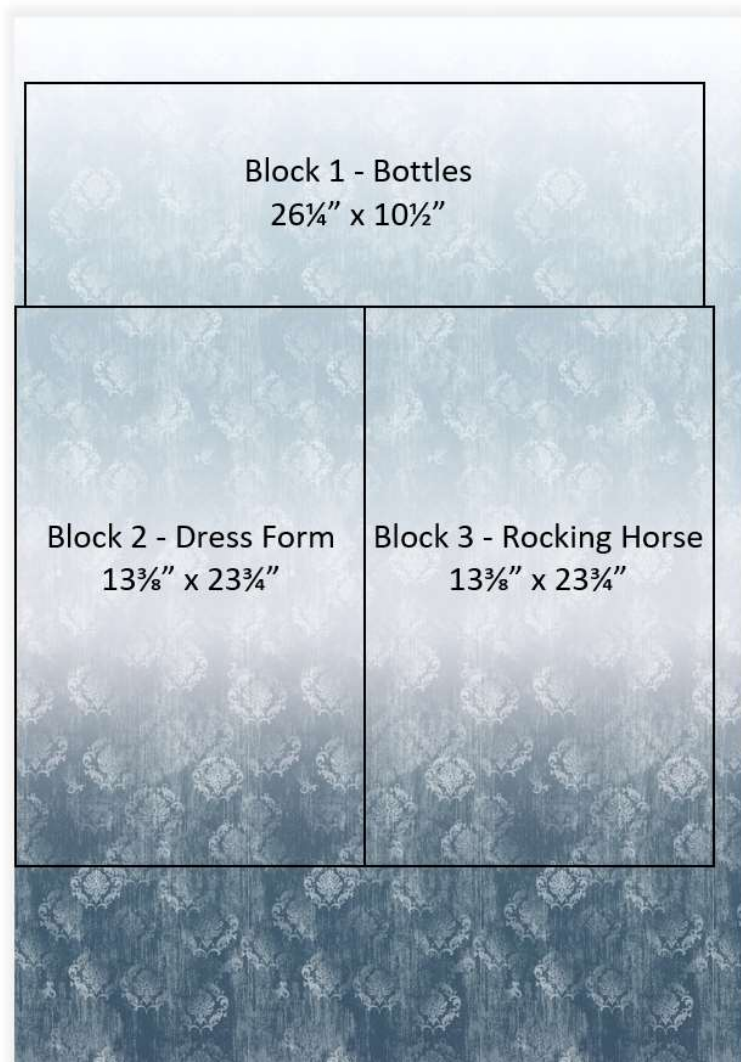
| Block 5 - Trunks | | | |
|--|------------------------|--|--|
| Fabric | SKU | Placement | Single Block |
|  | MRD14-134 Parchment | "Antiques" Letters 3 through 11; Pot F1 | $\frac{1}{8}$ yard or 4½" x 21" piece |
|  | MRD12-342 Woody | Sign Frame 1; Sign Front 2 | $\frac{1}{2}$ yard or 15" x WOF piece *Fabric is directional and has a 15" repeat for correct coloring |
|  | MRD13-119 Vintage | Suitcase E1 through E4 and E7 | $\frac{1}{4}$ yard or 9" x 14" piece *Cut must contain both colors |
|  | MRD20-717 Greige | Pot F2, F3 and F4 | $\frac{1}{8}$ yard or 3" x 6" piece |
|  | MRD11-410 Earl Grey | Suitcase E8 and E10 | $\frac{1}{8}$ yard or 3" x 3" piece |
|  | MRD16-58 Earth | Tree Trunk A2 and A3; Trunk B3 through B6, B9 and B10; Trunk C12 through C15; Flower Stems E5; Suitcase E9 | $\frac{1}{8}$ yard or 3" x WOF piece *Directional |
|  | MRD13-302 Stone | Trunk B1 and B2 | $\frac{1}{8}$ yard or 4½" x 20" piece *Cut must contain both gray and tan sections |

| Block 5 - Trunks | | | |
|---|---------------------|---------------------|--|
| Fabric | SKU | Placement | Single Block |
|  | MRD9-33 Cream | Trunk C1, C2 and C3 | $\frac{1}{8}$ yard or 4½" x 21" piece |
|  | MRD19-717 Greige | Binding | $\frac{3}{8}$ yard |

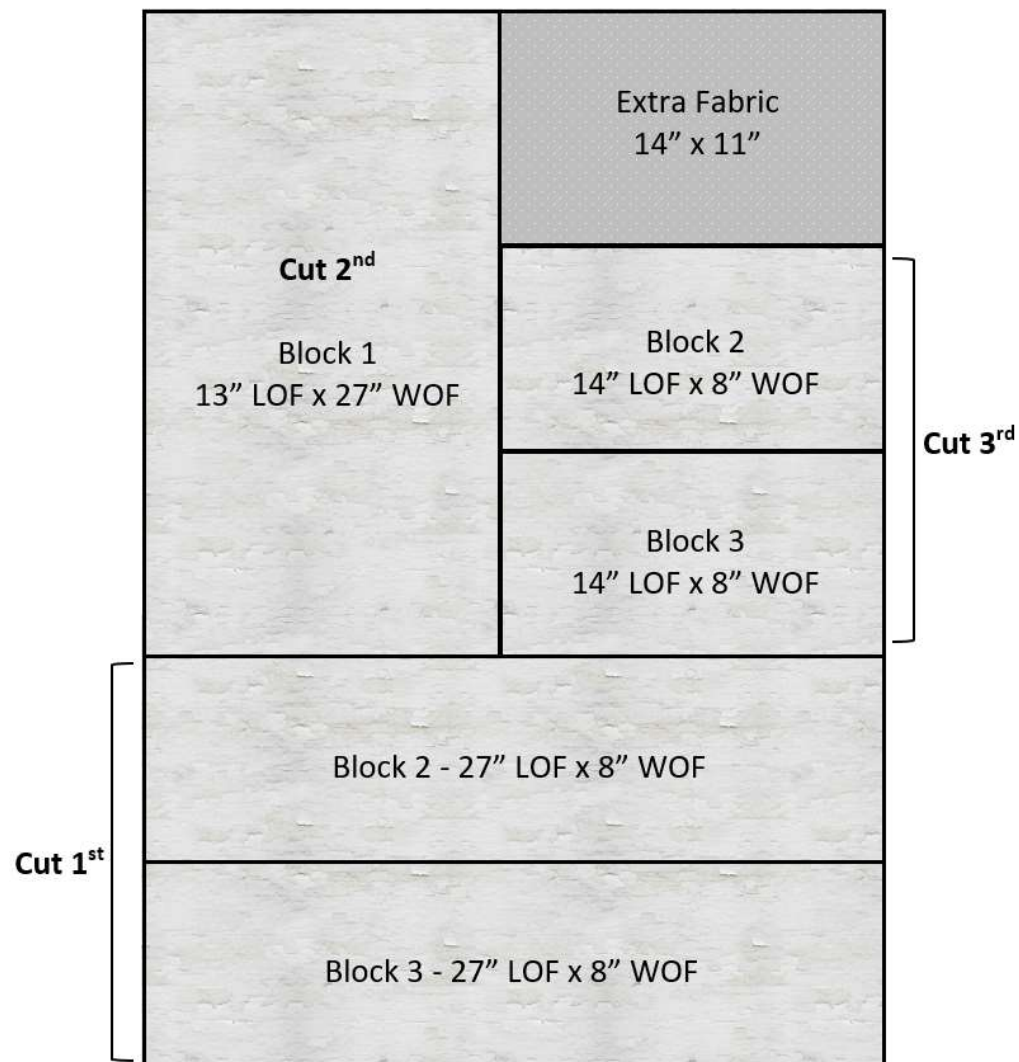
| Memory Lane Full Quilt Consolidated Fabric List | | | |
|---|------------------------|---|---|
| Fabric | SKU | Placement | Single Block |
|  | MRD16-65 Denim | Blocks 1, 2 and 3 Background **When making the FULL QUILT , backgrounds for Blocks 1, 2 and 3 should be cut from a single $\frac{7}{8}$ yard piece of fabric, for best color. See diagram below for cutting** | $\frac{7}{8}$ yard *Directional |
|  | MRD10-289 Off White | Block 4 appliqués | $\frac{5}{8}$ yard |
|  | MRD17-492 Breeze | Block 4 Blue Borders | 1 $\frac{1}{2}$ yards *Directional |
|  | MRD19-717 Greige | Block 4 Gray Borders Block 5 appliqués | $\frac{1}{4}$ yard *Directional |
|  | MRD19-24 Alabaster | Blocks 1, 2, 3 appliqués **When making the FULL QUILT , a single $\frac{3}{4}$ yard cut of fabric is required due to the fabric being directional. See diagram below for cutting ** | $\frac{3}{4}$ yard *Directional |
|  | MRD12-342 Woody | Blocks 3 and 5 appliqués | $\frac{1}{2}$ yard *Directional, with fabric repeat |
|  | MRD12-134 Parchment | Block 3 appliqués | $\frac{1}{8}$ yard or 3" x 11" piece *Directional |

Please refer to the diagrams below for cutting the background fabric **MRD16-65 Denim** for Blocks 1, 2 and 3 when making the **FULL QUILT** only, for best color and pattern placement of the background fabric. For **MRD19-24 Alabaster** cut for the blocks *in the order indicated below* for Window Frame pieces in Blocks 1, 2 and 3 and appliques.








MRD16-65 Denim




MRD19-24 Alabaster





| Memory Lane Full Quilt Consolidated Fabric List | | | |
|---|------------------------|-----------------------------|---|
| Fabric | SKU | Placement | Single Block |
|  | MRD14-134 Parchment | Block 5 appliqués | $\frac{1}{8}$ yard or 4½" x 21" piece |
|  | MRD9-24 Alabaster | Blocks 1, 4 and 5 appliqués | $\frac{1}{4}$ yard |
|  | MRD9-194 Robins Egg | Block 1 appliqués | $\frac{1}{8}$ yard or 4½" x 10" piece |
|  | MRD20-134 Parchment | Blocks 1, 3 appliqués | $\frac{1}{8}$ yard or 4½" x 21" piece |
|  | MRD20-59 Coral | Block 1 appliqués | $\frac{1}{8}$ yard or 4" x 6" piece |
|  | MRD20-190 Ice Blue | Block 1 appliqués | $\frac{1}{8}$ yard or 4½" x 10" piece |
|  | MRD13-119 Vintage | Blocks 1 and 5 appliqués | $\frac{1}{4}$ yard or 9" x 21" piece *Directional |



| Memory Lane Full Quilt Consolidated Fabric List | | | |
|---|------------------------|-----------------------------|--|
| Fabric | SKU | Placement | Single Block |
|  | MRD15-76 Pewter | Blocks 2, 4 appliqués | $\frac{1}{8}$ yard |
|  | MRD20-717 Greige | Block 2 appliqués | $\frac{1}{4}$ yard or 9" x 14" piece |
|  | MRD11-410 Earl Grey | Blocks 2 and 5 appliqués | $\frac{1}{8}$ yard or 4 $\frac{1}{2}$ " x 10" piece |
|  | MRD10-77 Sage | Blocks 4 and 5 appliqués | $\frac{1}{8}$ yard |
|  | MRD10-31 Emerald | Blocks 4 and 5 appliqués | $\frac{1}{4}$ yard |
|  | MRD16-77 Sage | Blocks 2, 4 and 5 appliqués | $\frac{1}{8}$ yard *Directional |
|  | MRD16-58 Earth | Blocks 3, 4 and 5 appliqués | $\frac{1}{8}$ yard *Directional |

| Memory Lane Full Quilt Consolidated Fabric List | | | |
|---|---------------------------|-----------------------------|---|
| Fabric | SKU | Placement | Single Block |
|  | MRD10-91 Amethyst | Blocks 3 and 5 appliqués | $\frac{1}{8}$ yard or 4½" x 21" piece |
|  | MRD13-302 Stone | Blocks 3 and 5 appliqués | $\frac{1}{8}$ yard |
|  | MRD17-A4 Antique Black | Blocks 3, 4 and 5 appliqués | $\frac{1}{4}$ yard or 7" x WOF piece *Directional |
|  | MRD9-33 Cream | Blocks 3 and 5 appliqués | $\frac{1}{4}$ yard or 6" x WOF piece |
|  | MRD16-714 Fall | Blocks 3, 4 and 5 appliqués | $\frac{1}{8}$ yard |
|  | MRD15-22 Ivory | Block 3 appliqués | $\frac{1}{8}$ yard or 4" x 4" piece |
|  | MRD10-190 Ice Blue | Block 4 appliqués | $\frac{1}{8}$ yard |

Memory Lane Full Quilt Consolidated Fabric List

| Fabric | SKU | Placement | Single Block |
|---|------------------------|-------------------|---|
|  | MRD15-289 Off White | Block 4 appliqués | $\frac{1}{8}$ yard or 4½" x 7" piece *Cut with tile pattern centered |
|  | MRD20-70 Lavender | Block 1 appliqués | $\frac{1}{8}$ yard or 4½" x 6" piece |

Memory Lane Full Quilt Binding & Backing

| Fabric | SKU | Placement | Single Block |
|---|-----------------------|-----------|--------------------|
|  | MRD20-190 Ice Blue | Backing | 3⅓ yards |
|  | MRD19-717 Greige | Binding | $\frac{3}{8}$ yard |